

Exhibiting a modern, Zen-like design approach, the Syntra outdoor path light blends seamlessly into contemporary architecture and landscapes. The symmetric down lighting provides abundant outdoor illumination and the clean, angular aesthetic maintains an understated elegance. Also available as a Bollard for a coordinated look.

Outstanding protection against the elements:

- Powder coat finishes
- Stainless Steel mounting hardware
- Impact-resistant, UV stabilized frosted acrylic lensing

Path light features either Bolt or Stake mounting options

SPECIFICATIONS

| | |
|-----------------------|---|
| DELIVERED LUMENS | 255.8 |
| WATTS | 12.8 |
| VOLTAGE | 12V (Transformer sold separately) |
| DIMMING | MLV |
| LIGHT DISTRIBUTION | Symmetric |
| MOUNTING OPTIONS | Bolt or Stake |
| CCT | 3000K |
| CRI | 80+ |
| COLOR BINNING | 3 Step |
| BUG RATING | B0-U1-G0 |
| DARK SKY | Compliant |
| WET LISTED | IP65 |
| GENERAL LISTING | ETL |
| CALIFORNIA TITLE 24 | Can be used to comply with CEC 2019 Title 24 Part 6 for outdoor use. Registration with CEC Appliance Database not required. |
| START TEMP | -30°C |
| FIELD SERVICEABLE LED | Yes |
| CONSTRUCTION | Aluminum |
| HARDWARE | Stainless Steel |
| FINISH | Powder Coat |
| LED LIFETIME | L70; >60,000 Hours |
| WARRANTY* | 5 Years |
| WEIGHT | 14.8 lbs. |



SYNTRA PATH
shown in bronze



SYNTRA PATH
shown in charcoal

12V AC TRANSFORMERS*
(OUTDOOR RATED, ORDERED SEPARATELY)

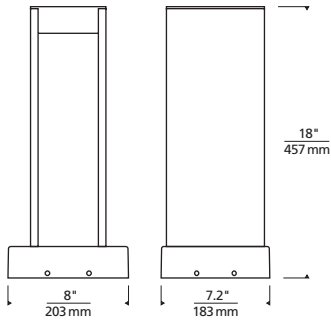
| ITEM | DESCRIPTION | HOUSING | DIMMING |
|-----------|----------------------|-----------------|----------|
| 700OT150T | MAGNETIC, 150W, 120V | STAINLESS STEEL | MAGNETIC |
| 700OT300T | MAGNETIC, 300W, 120V | STAINLESS STEEL | MAGNETIC |

* Visit techlighting.com for specific warranty limitations and details.

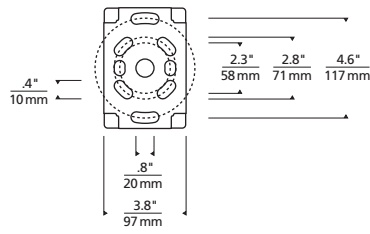
ORDERING INFORMATION

| PRODUCT | CRI/CCT | LENGTH | LENS | FINISH | VOLTAGE | DISTRIBUTION | OPTIONS |
|----------|-------------------|--------|-----------|------------------------|---------|--------------|---|
| 700OASYN | 830 80 CRI, 3000K | 18 18" | D DIFFUSE | Z BRONZE H CHARCOAL | 12 12V | S SYMMETRIC | CONCRETE MOUNT ST STAKE MOUNTING KIT |

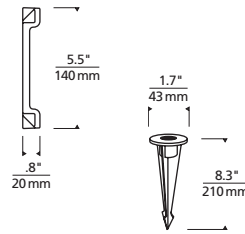
*REQUIRES 12V REMOTE TRANSFORMER



Syntra Path



Anchor Plate Bolt Pattern



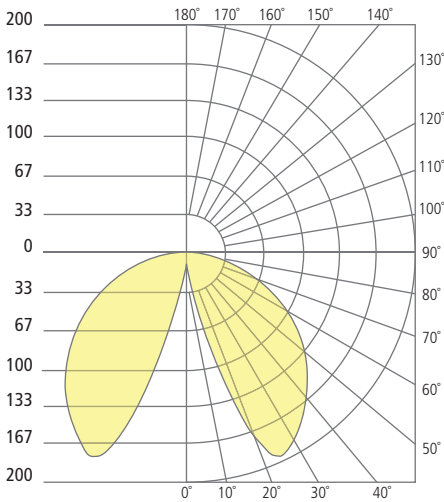
Stake Anchor

PHOTOMETRICS*

*For latest photometrics, please visit www.techlighting.com/OUTDOOR

SYNTRA PATH

Total Lumen Output: 255.8
 Total Power: 12.8
 Luminaire Efficacy: 19.8
 Color Temp: 3000K
 CRI: 80+
 BUG Rating: B0-U1-G0



PROJECT INFO

FIXTURE TYPE & QUANTITY

JOB NAME & INFO

NOTES



© 2020 Tech Lighting, L.L.C. All rights reserved. The "Tech Lighting" graphic is a registered trademark. Tech Lighting reserves the right to change specifications for product improvements without notification.