


SLATE AT68006

WALL

PROJECT



AT68006-WH
White



AT68006-BK
Black



AT68006-BN
Brushed Nickel


SPECIFICATION DETAILS

* For custom options, consult factory for details.

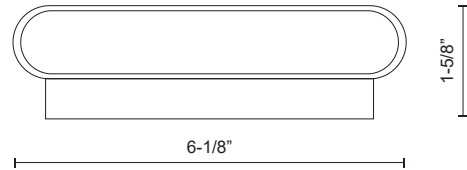
| | |
|-------------------------------|---|
| Fixture Dimensions | W6-1/8" x H5-1/2" x E1-5/8" |
| Light Source | LED with DC Driver |
| Wattage | 8W |
| Total Lumens | 595lm |
| Delivered Lumens | BK-370lm; BN-375lm; WH-383lm; |
| Voltage | 120V |
| Color Temperature | 3000K |
| CRI (Ra) | 90CRI |
| Optional Color Temps | 2700K - 5000K Available, Minimum Order Quantities Apply |
| LED Rated Life | 50,000 hours |
| Dimming | 100% - 10%, TRIAC or ELV Dimmer (Not Included) |
| Glass Details | Frosted Glass |
| ADA Compliant | Yes |
| Compliance | ADA |
| Warranty | 5 Years |
| Illumination Direction | Downlight |
| Mounting Style | All Orientation; Wall; |
| Location | Wet |

DESCRIPTION

This minimalist sleek cast-aluminum wall sconce is a beautiful addition to any indoor or outdoor application. Finished with a high-end brushed nickel, powder-coated white or black cast-aluminum, rectangular in size with smooth, sleek, rounded corners. Premium frosted optical lenses, which emits the light from the fixture evenly against the wall.



Finish
BK - Black
BN - Brushed Nickel
WH - White



KUZCO

19054 28TH AVENUE
SURREY - BC V3Z 6M3
CANADA

WWW.KUZCOLIGHTING.COM

COMMENT

