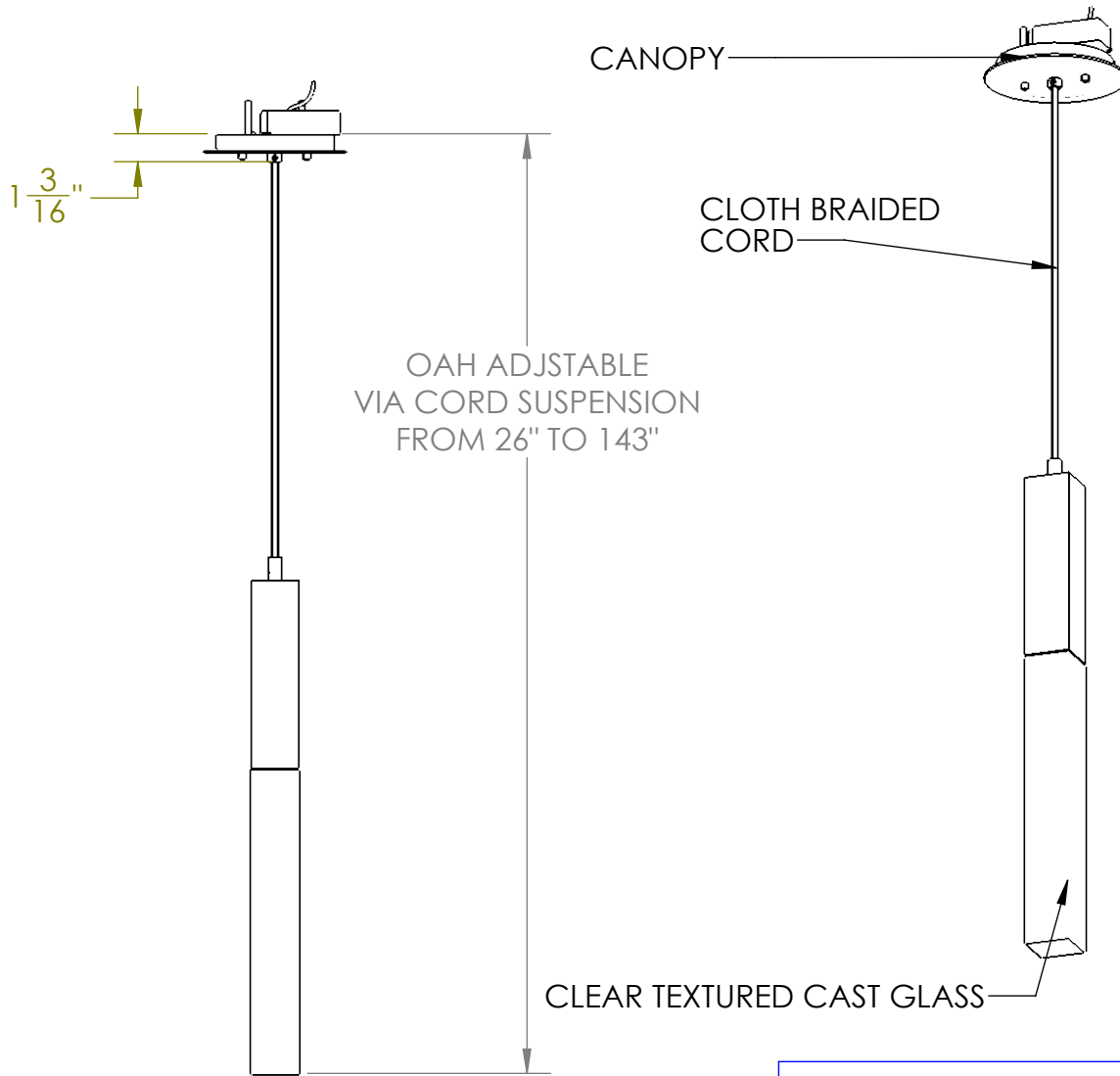
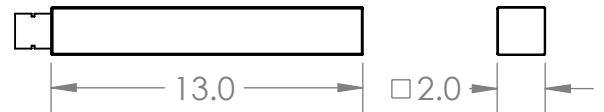


Collection: AXIS

Product #: LAB0060-01



QTY: 1 - CLEAR TEXTURED CAST GLASS



**\*\* NOTE\*\***

DRIVER TO BE INSTALLED IN J-BOX.  
MINIMUM SIZE OF J-BOX REQUIRED IS  
4" L x 4" W x 1.5" H

2/8/2022 ©

All dimensions are shown in inches unless otherwise stated.

Visit [hammertonstudio.com](http://hammertonstudio.com) for product options and specifications.

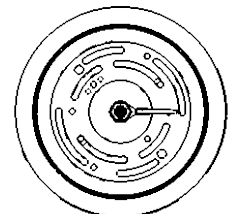
Mounting Packet: Y	Weight(lbs.): 7.5	Electrical Type: LED	CCT: 2700/3000K
UL Location: DRY		Elec. Qty: 1	Wattage: 5.2 Voltage: 120
Finish: SEE WEB SITE FOR OPTIONS		Source Lumens: Ambient: 420	Down: 0
Top Diffuser: N/A		Dimmable: Forward/Reverse Phase	or 0-10V To 1%
Bottom Diffuser: CAST GLASS		CRI: 93+	Power Factor: >0.9

All fixtures created by Hammerton are handcrafted by artisans. Dimensions may vary up to 7/8".

© Copyright 2021. All rights in design, detail or invention of this drawing are reserved as the property of Hammerton. Any imitation or adaptation without written consent is strictly prohibited.

Hammerton Inc. 217 Wright Brothers Dr. Salt Lake City, UT 84116 (801)973-8095

### Canopy Mounting Detail



MOUNTS DIRECTLY TO J-BOX