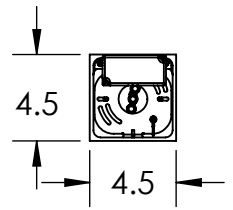
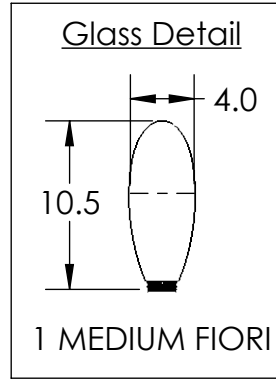
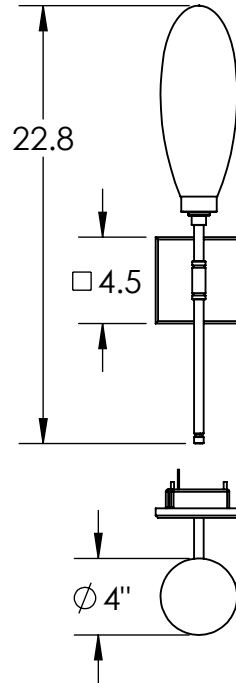


All dimensions are shown in inches unless otherwise stated.



Mounting Method: J-Box Wall Mount

PRODUCT DESCRIPTION

A lustrous white bud of artisan blown glass offers a playful reinterpretation of mid-century style in this elegant torch-style sconce. Integrated LED light gives the glass a rich luster and opacity that's reminiscent of mid-century Italian art glass.

PRODUCT SPECIFICATION

Construction: Aluminum Body, Blown Glass

Finish Options: BS MB FB GB CS GP BB NB SN GM RB HB

Glass Options: White Blown Glass

Suspension Method: Wall Mount

Weight(lbs.): 4LBS

UL Rating: DRY

Top Diffuser: N/A

Bottom Diffuser: N/A

Light Source: LED

Electrical Qty: 1

Wattage (Watts): 5.2

Voltage (Volts): 120 V

Source Lumens: 340

Dimming: Forward/Reverse Phase to 1%

CCT: 3000K

Driver Quantity & Location: 1, In J-Box

CRI: 93+

Power Factor: >0.9

*Coastal Metallic options are available upon request, and required for installations located within 10 miles of the ocean.

SCAN FOR MORE INFORMATION

Notes:

GENERAL NOTES:

Visit studio.hammerton.com to read about our Lifetime Limited Warranty.

This product may use mixed materials like steel and aluminum in its construction. Transparent finishes may vary between steel and aluminum.

All Hammerton fixtures are handcrafted by artisans. Subtle imperfections reflect the mark of the artisan and should be expected in any handcrafted product. Dimensions may vary up to 7/8".

Rev © 9/28/2022