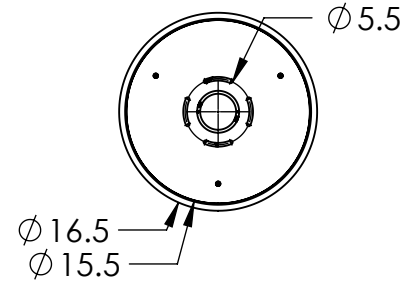
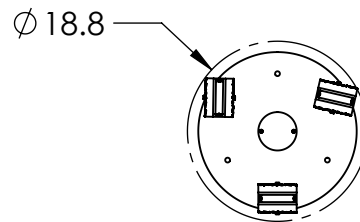
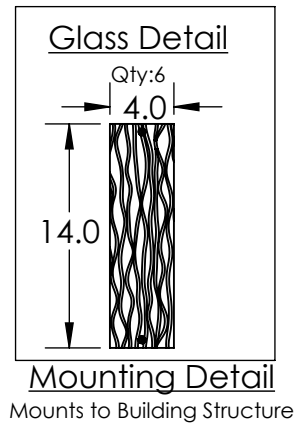
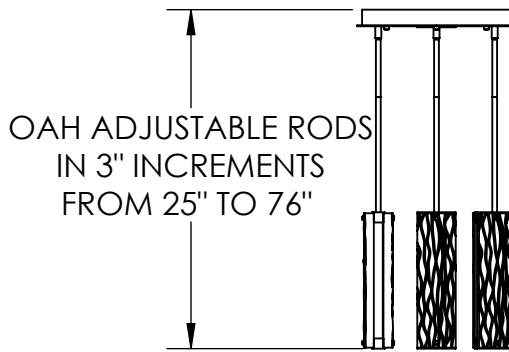




Linea



Tidal




PRODUCT DESCRIPTION

Luxuriously thick artisan cast crystal glass provides a canvas for intriguing textures that beautifully reflect and refract light in the Tabulo Pendant. Each glass panel weighs over five pounds. Tabulo lighting is illuminated with 93+ CRI integrated LED.

PRODUCT SPECIFICATION

- Construction: Aluminum Body, Blown Glass, Steel Suspension
- Finish Options: BS MB FB GB CS GP BB NB SN GM RB HB
- Glass Options: Clear Cast Glass
- Suspension Method: Ceiling Mount
- Weight(lbs.): 50
- UL Rating: Indoor/Dry
- Top Diffuser: Cast Glass
- Bottom Diffuser: Cast Glass
- Light Source: LED
- Electrical Qty: 3
- Wattage (Watts): 16
- Voltage (Volts): 120
- Source Lumens: 1261
- Dimming: Forward/Reverse Phase to 1%
- CCT: 2700k or 3000K
- Driver Quantity & Location: 1, in Canopy
- CRI: 93+
- Power Factor: >0.9

SCAN FOR MORE INFORMATION



GENERAL NOTES:

All dimensions are shown in inches unless otherwise stated. Visit studio.hammerton.com to read about our Lifetime Limited Warranty. This product may use mixed materials like steel and aluminum in its construction. Transparent finishes may vary between steel and aluminum. Hammerton products are made by artisans, not machines. A close inspection may reveal subtle variations and imperfections in glass, metal and other handcrafted materials that reflect the mark of the maker. They should be expected and celebrated.