



PRODUCT DESCRIPTION

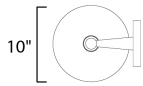
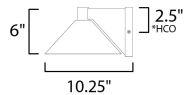
Aluminum cone shades suspend from a die cast aluminum frame that conform to the same angle. Available in Aluminum or Black finish, this clean outdoor fixture has visual interest with its simple design elements.

MEASUREMENTS

DIMENSION : 10" W x 6" H x 10.25" Ext
 BACK PLATE : 4.75" W x 5.25" H x 2.5" HCO
 HANGING WEIGHT : 2.53 lb



LAMPING

INPUT VOLTAGE : 120V
 LUMENS : 452 Rated (442 Del.)
 BULB : 1 x 10W LED PCB Integrated , 10W Total
 BULB INCLUDED : (Integrated)
 DIMMABLE : Triac CL or ELV
 CRI : 90 CRI
 COLOR_TEMP : 3000K
 LIGHTING_DIRECTION : Down



*height from center of outlet to the top of the fixture

FINISHES OPTION

-  Black
-  Brushed Aluminum

MATERIAL

Aluminum

RATINGS

cETLus
 Wet Location
 Energy Star
 JA8 Listed DARKSKY



ADDITIONAL

INSTALL UP/DOWN: Down
 OPERATING TEMPERATURE:
 -20°C (-4°F), 40°C (104°F)

PHOTOMETRIC: Report Found Online

Always consult a qualified electrician before installing any lighting product.



WESTERN DISTRIBUTION CENTER (HEADQUARTER)
 253 NORTH VINELAND AVE | CITY OF INDUSTRY, CA 91746
EASTERN DISTRIBUTION CENTER
 4200 SHIRLEY DR. | ATLANTA, GA 30336
 P. 626.956.4200 | F. 626.956.4225 | maximlighting.com