



PRODUCT DESCRIPTION

Classic cylinder up and down lights provide directional light without glare. Available in 3 sizes with both incandescent and LED versions. Available in Architectural Bronze, Aluminum, or Black.




MEASUREMENTS

DIMENSION : 5" W x 7.25" H x 6.25" Ext
 BACK PLATE : 4.5" W x 5" H x 4" HCO
 HANGING WEIGHT : 2.05 lb

LAMPING

INPUT VOLTAGE : 120V
 BULB : 1 x 40W Incandescent E26 Medium , 40W Total
 BULB INCLUDED : (Not Included)
 DIMMABLE : N
 LIGHTING_DIRECTION : Down

FINISHES OPTION

-  Black (BK)
-  Bronze (BZ)
-  Brushed Aluminum (AL)

MATERIAL

Aluminum

RATINGS

cETLus
 Wet Location
 DARKSKY



ADDITIONAL

INSTALL UP/DOWN: UP
 PHOTOCELL
 OPERATING TEMPERATURE:
 -20°C (-4°F), 40°C (104°F)

Always consult a qualified electrician before installing any lighting product.



WESTERN DISTRIBUTION CENTER (HEADQUARTER)
 253 NORTH VINELAND AVE | CITY OF INDUSTRY, CA 91746

EASTERN DISTRIBUTION CENTER
 101 GARDNER PARK | PEACHTREE CITY, GA 30269

P. 626.956.4200 | F. 626.956.4225 | maximlighting.com