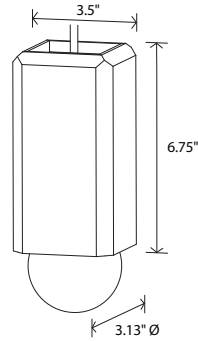




Cano, white washed oak

Cano  
pendant



Dimensions: 3.5" x 3.5", 6.75"  
 Materials: solid wood  
 Product weight: 2 lb  
 Light source: medium base E26 socket  
 Lamping: E26 base, type G25 lamp, 20 W max  
 Input voltage: 250 V AC max  
 Suspension Details: Textured Black Powdercoat (CM-049) low profile round canopy with Grey Cloth Covered Cord (CM-106)  
 Canopy dimensions: 5" Ø, 0.3"  
 See website for more canopy information  
 Field adjustable drop length: 0'6" min - 6'0" max  
 Suitable for a sloped ceiling  
 Wood grain will vary  
 Specifications subject to change



Optional dimmable LED G25 bulb  
 Light output: 500 Lumens (source)  
 Color accuracy: 90+ CRI  
 Power usage: 5.5 W

MATERIAL & FINISH OPTIONS

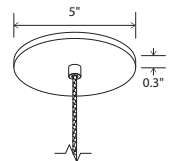
Cano part # 06-251- - MB

Wood Shade

- walnut (CM-001) W
- dark stained walnut (CM-002) D
- white washed oak (CM-095) O

Bulb Options


- 2700 K G25 LED bulb included 27
- no bulb included 00



low-profile round canopy with braided cord



walnut (CM-001)



dark stained walnut (CM-002)



white washed oak (CM-095)

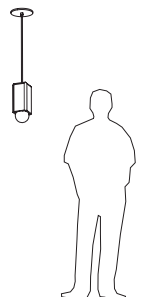


Cano, dark stained walnut



Cano, walnut

Designing with LEDs often lends itself to hiding, or using a low profile light source. The Cano pendant does the opposite; the light bulb is an integral part of the design. The solid hardwood faceted body is enhanced when paired with a spherical glowing bulb.



**▲WARNING.** California Proposition 65 Warning for California Consumers. This product can expose you to chemicals including wood dust and lead which are known to the State of California to cause cancer or birth defects or other reproductive harm. For more information go to [www.P65Warnings.ca.gov](http://www.P65Warnings.ca.gov)