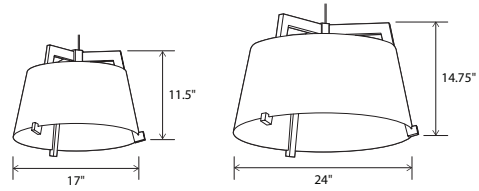




Ignis 24, brass, walnut, rigid stem

Ignis 17 / Ignis 24
pendant



Ignis 17 dimensions: 17" Ø, 11.5"
 Ignis 24 dimensions: 24" Ø, 14.75"
 Materials: solid wood, metal
 Ignis 17 weight: 7 lb
 Ignis 24 weight: 11 lb
 Wood grain will vary
 Specifications subject to change



Lamping
Integrated LED Specifications
 Light output: 1250 Lumens (source)
 Light color*: 2700 K or 3500 K
 Color accuracy: 90+ CRI
 Power usage: 13 W
 Input voltage: 120-277 V AC
 Dimmable: 0-10 V dimming at 120-277 V AC
 TRIAC and ELV dimming at 120 V AC only

MATERIAL & FINISH OPTIONS

| | | |
|--|----------------------|--|
| | Ignis part # 06-220- | |
| Fixture Size | | |
| 17" Ø | 17 | |
| 24" Ø | 24 | |
| Standard Combinations (Shade, Frame) | | |
| distressed brass, walnut | DW | |
| distressed brass, dark stained walnut | DD | |
| brushed brass, walnut | RW | |
| brushed rose gold, dark stained walnut | GD | |
| matte black with matte white interior, dark stained walnut | BD | |
| matte black with matte white interior, white washed oak | BO | |
| matte black with matte white interior, walnut | BW | |
| gloss white, white washed oak | WO | |
| Suspension Type | | |
| corded | C | |
| rigid | R | |
| Lamping* | | |
| integrated LED with diffuser - 2700K | L-27 PI | |
| integrated LED with diffuser - 3500K | L-35 PI | |
| medium base socket without diffuser | S | |
| medium base socket with diffuser | D | |

Medium Base E26 Specifications

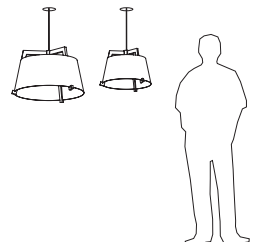
Ignis 17 lamping:
 1x E26 base, type A lamp, 75 W max
 Ignis 24 lamping:
 3x E26 base, type A lamp, 75 W max each
 Bulbs not included
 Input voltage: 250 V AC max

Suspension Type
Corded
 8'-0" length of SVT wire is used. Wire is field adjustable and suitable for a sloped ceiling.
Rigid
 Stem comes 6' long and is field cuttable to length (.038" Ø)

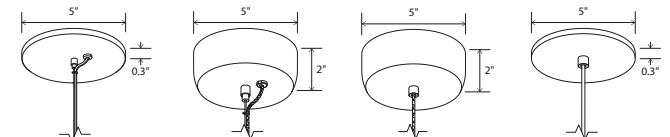
Suspension and Hardware Finish
Standard Combinations
 Come with either black or satin nickel suspension, canopy, and sockets:
 Black: DW, DD, RW, GD, BD, BO, BW
 Satin Nickel: WO
Corded Versions
 White cord: satin nickel hardware
 Black cord: black hardware
 24" Ignis corded uses a 1/16" Ø steel cable for suspension

The Ignis and Imber were inspired by the same design principles that make Cerno and ICRAVE well suited to collaborate. Honesty, simplicity, elemental, timeless and quality are words that sit at the core of both companies' design ethos and we believe these light fixtures embrace these qualities well. Each fixture was reduced to its essential parts – frame and shade – highlighting the interplay of the components, and accentuating the clean lines of the form.

ICRAVE / Cerno



distressed brass (CM-009) dark stained walnut (CM-002) DD
 brushed brass (CM-047) walnut (CM-001) RW
 matte black with matte white interior, walnut (CM-001) BW
 matte black with matte white interior, white washed oak (CM-095) BO
 brushed rose gold (CM-046) dark stained walnut (CM-002) GD
 gloss white (CM-054) white washed oak (CM-095) WO



Ignis 24 with Medium base socket
 Low-profile round canopy, SPT with steel cable included
 Canopy dimensions: 5"Ø, 0.3" deep

Ignis 24 with LED lamping
 Extended-profile round canopy, braided cord with steel cable included, required to house the LED driver (3.25" x 2.25" x 1.25")
 Canopy dimensions: 5.5"Ø, 2" deep

Ignis 17 with LED lamping
 Extended-profile round canopy, braided cord included, required to house the LED driver (3.25" x 2.25" x 1.25")
 Canopy dimensions: 5.5"Ø, 2" deep

Ignis 17 with Medium base socket
 Low-profile round canopy, SVT included
 Canopy dimensions: 5"Ø, 0.3" deep



Diffuser
 Frosted white diffuser (CM-024).
 Diffuser is recommended when fixture location may allow for direct glare. Integrated LED option always comes with a diffuser

▲WARNING. California Proposition 65 Warning for California Consumers. This product can expose you to chemicals including wood dust and lead which are known to the State of California to cause cancer or birth defects or other reproductive harm. For more information go to www.P65Warnings.ca.gov