

## REF.

SUSH S BK  
SUSH S NI  
SUSH S GD

SUSH XTRA SHADE

## LIGHT SOURCE

Class II  

220-250V: Dimmable

E27 Lamp Holder

Recommended Bulb - Not Included  
LED Globe DIM 16 W, 1120 lm\*  
Energy Class A

\*Measurements obtained by theoretical calculations at LZf using ivory white shades & recommended bulbs.  
Veneer Ref: 20 Ivory White.

## PACKAGING

Box Size: 58 × 32 × 8 cm

Box Volume: 0,015 m<sup>3</sup>

Weight: Gross - 2,4 Kg | Net - 1,3 Kg

## MATERIALS & COMPONENTS

Wood Veneer Shade\* (2 units of the same color)











Metal Estructure & Canopy: ø 8 cm

Electrical Cable: 2,5 m drop

\* Purchase extra shades, to make color combinations.

## FINISHES

### WOOD VENEER

- |   |   |
|---|---|
|  20 Ivory White    |  26 Red       |
|  21 Natural Cherry |  28 Blue      |
|  22 Natural Beech  |  29 Grey      |
|  24 Yellow         |  33 Pale Rose |
|  25 Orange         |  34 Sea Blue  |

### CANOPY, CABLE & METAL

-  BK-Matt Black / Black Cable & Black Metal
-  NI-Matt Nickel / Transparent Cable & Nickel Metal
-  GD-Gold / Black Cable & Gold Metal