

# NUTP7 Series

## 24V Standard Non-Encapsulated LED Tape Light

Source: 1.5W/ft. LED  
70lm/ft.

Type

Project

Catalog No.

Notes

### PRODUCT DESCRIPTION

24V Standard LED Tape is designed to cast no shadows, the flexible tape light boasts a desirable glow. Producing 70+ lumens, the low profile tape is the ideal for coves, architectural details, under and in cabinets, toe kicks, and back lighting.

### FEATURES

- Available in 16' kit, 16' roll, 12" section, and 4" section
- 70 lumens per foot with 3000K CCT
- Separable every 12", easily disconnected and connected without soldering
- Field cuttable every 4" or 6 LEDs
- Easy to install; pre-applied 3M™ tape or 15 acrylic mounting clips (included with roll/kit)
- Single color illumination in three color temperatures (2700K, 3000K or 4200K)
- No soldering or additional wiring is required

### INCLUDED WITH EVERY 16' ROLL

(1) 16' Tape Light Roll with 12" separable sections, (15) Acrylic Mounting Clips with screws [NATL-401], and (1) 9" Power Line Interconnector [NATL-509].

### INCLUDED WITH EVERY 16' KIT

(1) 16' Tape Light Roll, (15) Acrylic Mounting Clips with screws [NATL-401], (1) 9" Power Line Interconnector [NATL-509], (5) Shrink Wrap Tubes [NATL-400] and (1) 24V Plug-In Driver [NATL-524].

### SPECIFICATION

**Construction:** The tape can be cut every 4" or 6 LEDs at marked intervals, cutting does not effect circuit. LED Tape Light is also separable every 12", simply separate pieces as this eliminates soldering when using partial rolls.

**Mounting:** Each Tape Light includes pre-applied 3M™ adhesive tape for simple installation. Optional channels and clear acrylic clips are available.

### LIMITATIONS

- Not rated or warranted for enclosed applications
- Tape light and most accessories are not rated for in-wall installation (NATL-W16-2 is rated for in-wall installations)
- Do not install in where LED chips are exposed to direct sunlight, as damage to the phosphor will occur

### ELECTRICAL

**Input Voltage:** 24V

**Light Source:** 18 LEDs per foot

**Lumens / Wattage:** 70lm / 1.5W per foot

**Color Temperature:** 2700K (Warm White), 3000K (Warm White) or 4200K (Cool White)

**Color Rendering Index:** 90 CRI

**Operating Temperature:** -25°C to 45°C

**Dimming:** Dimmable with Dimmable LED Driver

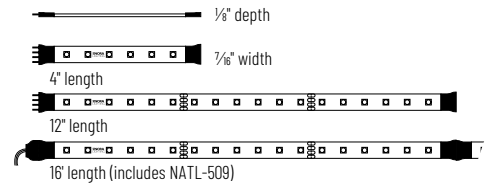
**Maximum Run Length:** 64'

### LABELS AND LISTINGS

- cULus Listed for Damp Location
- 3-Year Limited Warranty



### PRODUCT IMAGES & DIMENSIONS



## 24V Standard Non-Encapsulated LED Tape Light

Length / Finish	CCT / CRI	Section Length
<b>NUTP7-W16LED</b> = 16' Roll / White finish	<b>927</b> = 2700K / 90 CRI	<b>(blank)</b> = 16' Roll
<b>NUTP7-WLED</b> = Section / White finish	<b>930</b> = 3000K / 90 CRI	<b>/4</b> = 4" Section
	<b>942</b> = 4200K / 90 CRI	<b>/12</b> = 12" Section
<b>NUTP7-W16LED</b> = 16' Kit	<b>927K</b> = 2700K / 90 CRI	<b>(blank)</b> = 16' Kit with LED Driver
	<b>930K</b> = 3000K / 90 CRI	
	<b>942K</b> = 4200K / 90 CRI	

Example: **NUTP7-WLED930/12** = 12" 24V Standard LED Tape Light, 3000K / 90 CRI

# NUTP7 Series

## 24V Standard Non-Encapsulated LED Tape Light Accessories

Type

Project

Catalog No.

Notes



"Y" Splitter Cable

**NATL-300W**

Allows splitting the Tape Light from a run or driver, into two separate runs.



X-Splitter Cable

**NATL-301W**

Allows splitting the Tape Light from a run or driver, into three separate runs.



Interconnection Cable

**NATL-202W**

2" Cable

**NATL-206W**

6" Cable

**NATL-218W**

18" Cable

**NATL-236W**

36" Cable

**NATL-272W**

72" Cable

Allows easy linking of two Tape Light sections. Cables are flexible and can be moved in any direction, or be joined together for custom lengths.



Power Line Interconnector

**NATL-509W**

9" Cable

Connects any Tape Light run to a driver. (1) Power line interconnector is included with every Tape Light roll/kit.



Power Line Interconnector with On/Off Switch

**NATL-511W**

11" Cable

Allows individual switching on any Tape Light run, and connect LED Tape Light run directly to LED Driver.



Shrink Wrap Tube

**NATL-400**

Pack of 5

Seals connection made in the field. Necessary to maintain cULus listing. Two shrink wrap tubes are included with every Tape Light roll and section.



End Cap

**NATL-403**

Black

**NATL-403W**

White

Covers open end of Tape Light.



Clear Acrylic Mounting Clips

**NATL-401**

Pack of 15

Use in conjunction with adhesive backing to attach Tape Light to a surface. Pack of 15 clear acrylic mounting clips are included with every Tape Light roll.



2' Wire Raceway

**NATL-422B**

Black

**NATL-422W**

White

Field-cuttable plastic. Includes wire channel with double faced tape and cover.



4' Plastic Channel

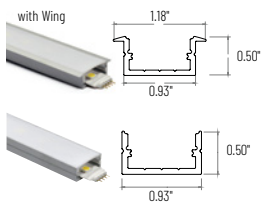
**NATL-420B**

Black

**NATL-420W**

White

Mounts Tape Light to various surfaces. Tape Light snaps into the channel. Field cuttable.



4' Shallow Channels

**NATL-C23A**

Aluminum w/Wing

**NATL-C24A**

Aluminum

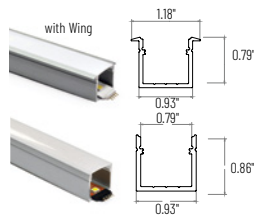
**NATL-C24B**

Black

**NATL-C24W**

White

Used to mount tape light to various surfaces. Plastic diffuser and end caps included. Field cuttable.



4' Deep Channels

**NATL-C25A**

Aluminum w/Wing

**NATL-C26A**

Aluminum


**NATL-C26B**

Black

**NATL-C26W**

White

Used to mount tape light to various surfaces. Plastic diffuser and end caps included. Field cuttable.




4' J-Style Channels

**NATL-C27A**

Aluminum

Used to mount tape light to various surfaces. Field cuttable.



4' Corner Channels

**NATL-C28A**

Aluminum

**NATL-C28B**

Black

**NATL-C28W**

White

Plastic diffuser and End caps included. Field cuttable



Mounting Clips for Channels

**NATL-CMC**

Pack of 15

Mounting clips for NATL-C23, NATL-C24 and NATL-C27.

Pack includes 15 mounting clips.

# NUTP7 Series

## 24V Standard Non-Encapsulated LED Tape Light Drivers & Accessories

Type

Project

Catalog No.

Notes



Direct Plug-In LED Driver

**NATL-524W** 24V 24W  
**NATL-545W** 24V 45W

**Input Voltage:** 120V  
**Cable Length:** 6'



Direct Plug-In LED Driver

**NATL-596W** 24V 96W

**Input Voltage:** 120V  
**Input Wire:** 5' Cord and Plug  
**Output Wire:** 44" Power line connector



Class II Hardwire LED Driver

**NATL-5030HW** 24V 30W  
**NATL-5060HW** 24V 60W  
**NATL-5100HW** 24V 81.6W

**Input Voltage:** 120-240V  
**Dimming:** Non-Dimmable  
**Includes:** 10' Power Line Connector



Class II Hardwire LED Driver  
0-10V Dimming

**NATL-5096-24-HWD10** 24V 96W

**Input Voltage:** 120-277V  
**Dimming:** 0-10V  
**Includes:** 10' Power Line Connector



Class II Hardwire LED Driver  
ELV Dimming

**NATLED-5040HW** 24V 40W

**NATLED-5075HW** 24V 75W

**Input Voltage:** 120V  
**Dimming:** ELV  
**Includes:** 10' Power Line Connector



Class II Hardwire LED Driver  
with Breakers, MLV Dimming

**NMT-303/24C2D1** 3 x 100W

**Input Voltage:** 120V  
**Dimming:** Magnetic Low Voltage  
**Breakers:** (3) 100W  
**Includes:** (3) 10' Power Line Connectors



Class II Hardwire LED Driver  
with Regulator, MLV Dimming

**NMTD-60/24D** 24V 60W

**NMTD-96/24D** 24V 96W

**Input Voltage:** 120-277V  
**Dimming:** Magnetic Low Voltage  
**Regulator:** Integral regulator for constant current and voltage  
**Includes:** 10' Power Line Connector



NEXUS® All-in-One LED Driver  
and Dimmer

**NATL-SWEX100/24A** 24V 100W

**NATL-SWEX/3FP** 3 Face Plates

**Input Voltage:** 120V  
**Dimming:** Integral Dimmer  
**Description:** Eliminates the driver and allows 120V input and 24V output from a single gang box. 100-5% dimming and on/off switch.



Power Line Connector

**NALT-10** 10' Power Line  
**NALT-30** 30' Power Line

For use with Class II drivers. Carries output from driver, requires power line interconnectors.

**NATL-302W** 5" Splitter

Splits power line connector into two separate leads, requires power line cable.



Touch Dimmer with Memory

**NATL-518W**

72W max., no power fail memory, touch on/off and hold to dim.



DC Plug & Play Motion Sensor

**NAL-856W**

12' Max activation distance; 20 second auto off; 120° detection zone; Max Load 4A.



Low Voltage Splice Box

**NATL-415W**

Use to join low voltage lead to power line connector.



Terminal/Splitter Block

**NATL-407** 4-Way  
2-3/8"L x 1-1/8"W x 7/8"D

**NATL-408** 8-Way  
4"L x 1-1/8"W x 7/8"D



16AWG In-Wall Rated Wire

**NATL-W16-2-250** 16AWG 250'  
**NATL-W16-2-20** 16AWG 20'

16 AWG low voltage Class II two-conductor, in-wall rated wire.



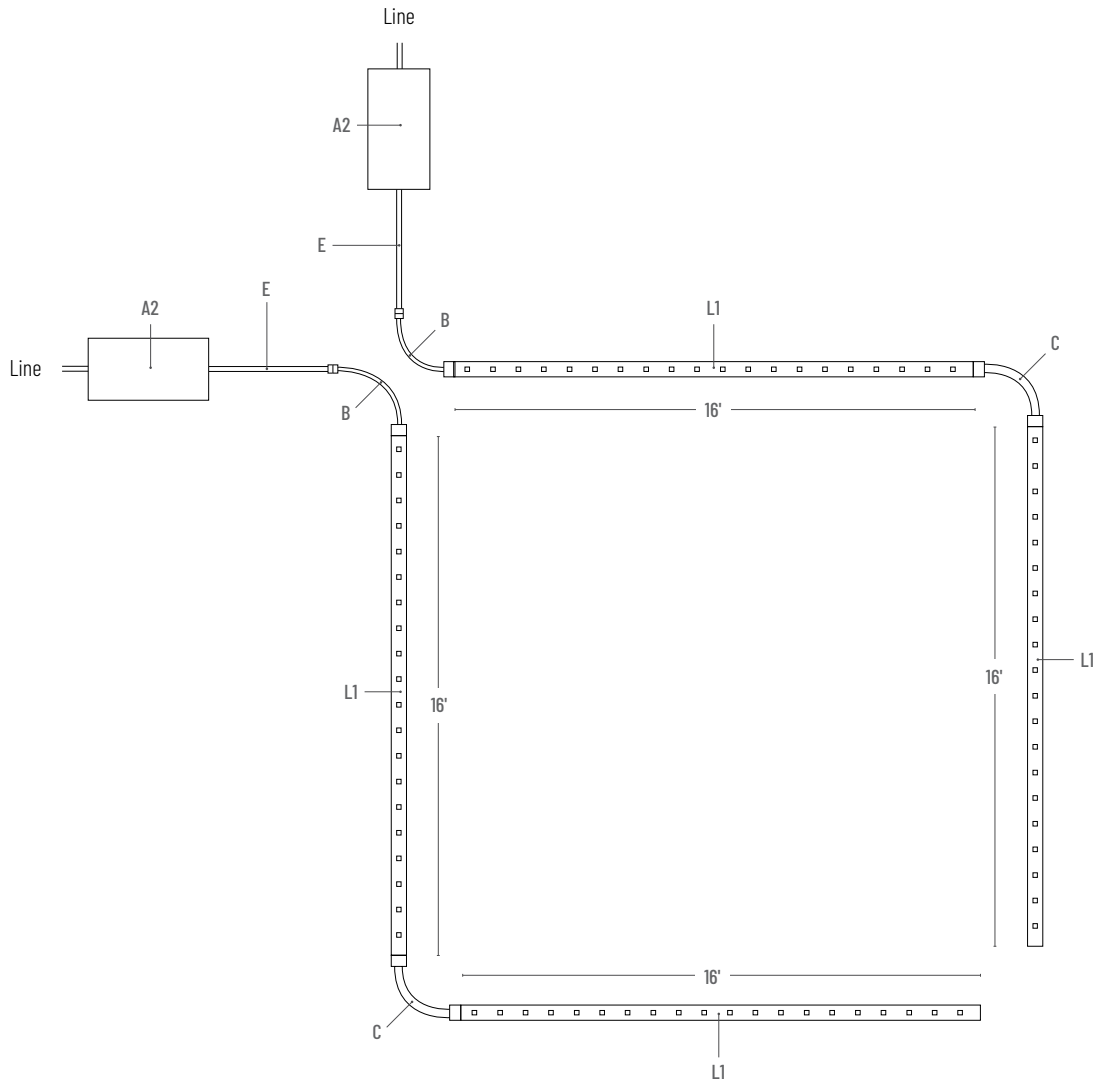
Wire Clip, Plastic - 10pk

**NATL-404W** J-Clip  
**NATL-405W** Over the Wire  
**NATL-406W** Square Clip

# NUTP7 Series

24V Standard Non-Encapsulated LED Tape Light - Sample Layout

Type	_____
Project	_____
Catalog No.	_____
Notes	_____



	DESCRIPTION	ITEM #
A2	24V 60W Dimmable Class II Hardwire LED Driver	NMTD-60/24D
B	24V 9" Power Line Interconnector (one included with each Tape Light roll)	NATL-509
C	2" Interconnection Cable	NATL-202
	6" Interconnection Cable	NATL-206
	18" Interconnection Cable	NATL-218
	36" Interconnection Cable	NATL-236
	72" Interconnection Cable	NATL-272
E	10' Power Line Connector (one included with Class II drivers)	NALTL-10
	30' Power Line Connector	NALTL-30
L1	24V 16' LED Tape Light Rolls (Disconnect every 12" or can be cut every 4", contains (16) 12" segments)	(4) NUTP7-W16LED(CCT)

\*Note: All drivers require power line interconnector to connect to tape.