

NUTP81 Series

24V Continuous High Output LED Tape Light

Source: 4.1W/ft. LED
310lm/ft.

| | |
|-------------|--|
| Type | |
| Project | |
| Catalog No. | |
| Notes | |

PRODUCT DESCRIPTION

High Output Continuous LED Tape is the perfect solution when you need more light than Standard LED Tape. Producing 310 lumens per foot, the High Output Continuous LED Tape uses the same connectors and accessories as the Continuous Hy-Brite LED Tape. The low profile tape is the ideal for coves, architectural details, under and in cabinets, toe kicks, and back lighting.

FEATURES

- 20' or 100' Spool - Economical and Efficient
- 24V DC system
- 310 lumens per foot
- Single color illumination in three color temperatures (2700K, 3000K or 4200K)
- Field cuttable every 4" or 6 LEDs
- Easy to install; pre-applied 3M™ tape or acrylic mounting clips (included)

INCLUDED WITH EVERY 100' ROLL

(1) 100' Tape Light Roll, (50) Acrylic Mounting Clips with screws and (1) 12" Power Line Interconnector

INCLUDED WITH EVERY 20' ROLL

(1) 20' Tape Light Roll, (10) Acrylic Mounting Clips with screws and (1) 12" Power Line Interconnector

SPECIFICATION

Construction: The Continuous LED Tape can be cut every 6 LEDs at marked 4" intervals, cutting does not effect circuit. Easy flip style snap-on connectors connect to the cut ends.

Mounting: Each Tape Light includes pre-applied 3M™ adhesive tape for simple installation. Optional channels and clear acrylic clips are available.

LIMITATIONS

- Not rated or warranted for enclosed applications
- Tape light and most accessories are not rated for in-wall installation (NATL-W16-2 is rated for in-wall installations)
- Do not install in where LED chips are exposed to direct sunlight, as damage to the phosphor will occur

ELECTRICAL

Input Voltage: 24V

Lumens / Wattage: 310lm / 4.1W per foot

Color Temperature: 2700K, 3000K or 4200K

Color Rendering Index: 90+ CRI

Operating Temperature: -25°C to 45°C

Dimming: Dimmable with Dimmable LED Driver

Maximum Run Length: 24' max run (continuous tape - not cut) or 20' max run (with connecting sections)

LABELS AND LISTINGS

- cULus Listed for Damp Location
- 3-Year Limited Warranty



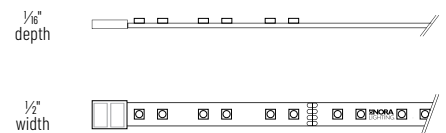
PRODUCT IMAGES & DIMENSIONS



NUTP51-W20LED
20' Roll



NUTP51-W100LED
100' Roll



24V Continuous High Output LED Tape Light

| Length | CCT / CRI |
|---|-----------------------------|
| NUTP81-W20LED = 20' Roll | 927 = 2700K / 90 CRI |
| NUTP81-W100LED = 100' Roll | 930 = 3000K / 90 CRI |
| NUTP81-WFTLED = Custom Cut (specify ft.) | 942 = 4200K / 90 CRI |

Example: **NUTP81-W100LED930** = 100' 24V Continuous High Output LED Tape Light, 3000K / 90 CRI

NUTP81 Series

24V Continuous High Output LED Tape Light Accessories

| |
|-------------|
| Type |
| Project |
| Catalog No. |
| Notes |



Flip Type DC Plug Connector

| | |
|------------------------|-----|
| NATLCFC-609/3A | 3" |
| NATLCFC-609/12A | 12" |
| NATLCFC-609/48A | 48" |
| NATLCFC-609/96A | 96" |

Flip connector connects NUTP81 series to a driver.



Flip Type Splice Connector

| | |
|------------------------|-----|
| NATLCFC-608/3A | 3" |
| NATLCFC-608/12A | 12" |
| NATLCFC-608/48A | 48" |
| NATLCFC-608/96A | 96" |

Flip connector connects NUTP81 series to 24V input source (No DC plug)



Flip Type Interconnector Cable

| | |
|---------------------|-----|
| NATLCFC-603A | 3" |
| NATLCFC-606A | 6" |
| NATLCFC-612A | 12" |
| NATLCFC-624A | 24" |
| NATLCFC-648A | 48" |
| NATLCFC-672A | 72" |
| NATLCFC-696A | 96" |

Allows easy linking of two pieces of NUTP81 series. Cables are flexible and can be moved in any direction.



Flip Type Link Connector

| | |
|---------------------|------|
| NATLCFC-600A | 12mm |
|---------------------|------|

Allows connecting two pieces of NUTP81 series



Clear Acrylic Mounting Clips

| | |
|------------------|------------|
| NATHR-685 | Pack of 15 |
|------------------|------------|

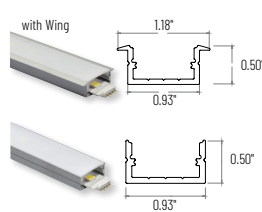
Use in conjunction with adhesive backing to attach Tape Light to a surface. Clear acrylic mounting clips are included with every Tape Light roll.



4' Channel

| | |
|------------------|----------|
| NATHR-680 | Aluminum |
|------------------|----------|

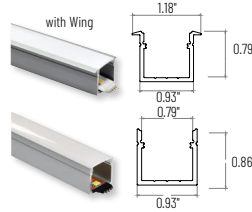
Mounts Tape Light to various surfaces. Field cuttable.



4' Shallow Channels

| | |
|------------------|-----------------|
| NATL-C23A | Aluminum w/Wing |
| NATL-C24A | Aluminum |
| NATL-C24B | Black |
| NATL-C24W | White |

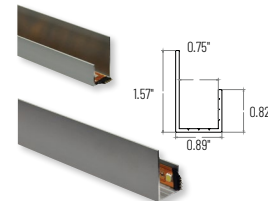
Used to mount tape light to various surfaces. Plastic diffuser and end caps included. Field cuttable.



4' Deep Channels

| | |
|------------------|-----------------|
| NATL-C25A | Aluminum w/Wing |
| NATL-C26A | Aluminum |
| NATL-C26B | Black |
| NATL-C26W | White |

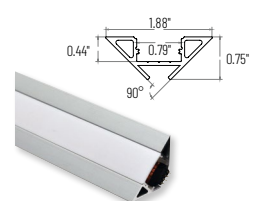
Used to mount tape light to various surfaces. Plastic diffuser and end caps included. Field cuttable.



4' J-Style Channels

| | |
|------------------|----------|
| NATL-C27A | Aluminum |
|------------------|----------|

Used to mount tape light to various surfaces. Field cuttable.



4' Corner Channels

| | |
|------------------|----------|
| NATL-C28A | Aluminum |
| NATL-C28B | Black |
| NATL-C28W | White |

Plastic diffuser and End caps included. Field cuttable



Mounting Clips for Channels

| | |
|-----------------|------------|
| NATL-CMC | Pack of 15 |
|-----------------|------------|

Mounting clips for NATL-C23, NATL-C24 and NATL-C27. Pack includes 15 mounting clips.

NUTP81 Series

24V Continuous High Output LED Tape Light Drivers & Accessories

Type

Project

Catalog No.

Notes



Direct Plug-In LED Driver

NATL-524W 24V 24W
NATL-545W 24V 45W

Input Voltage: 120V
Cable Length: 6'



Direct Plug-In LED Driver

NATL-596W 24V 96W

Input Voltage: 120V
Input Wire: 5' Cord and Plug
Output Wire: 44" Power line connector



Class II Hardwire LED Driver

NATL-5030HW 24V 30W
NATL-5060HW 24V 60W
NATL-5100HW 24V 81.6W

Input Voltage: 120-240V
Dimming: Non-Dimmable
Includes: 10' Power Line Connector



Class II Hardwire LED Driver
0-10V Dimming

NATL-5096-24-HWD10 24V 96W

Input Voltage: 120-277V
Dimming: 0-10V
Includes: 10' Power Line Connector



Class II Hardwire LED Driver
ELV Dimming

NATLED-5040HW 24V 40W

NATLED-5075HW 24V 75W

Input Voltage: 120V
Dimming: ELV
Includes: 10' Power Line Connector



Class II Hardwire LED Driver
with Breakers, MLV Dimming

NMT-303/24C2D1 3 x 100W

Input Voltage: 120V
Dimming: Magnetic Low Voltage
Breakers: (3) 100W
Includes: (3) 10' Power Line Connectors



Class II Hardwire LED Driver
with Regulator, MLV Dimming

NMTD-60/24D 24V 60W

NMTD-96/24D 24V 96W

Input Voltage: 120-277V
Dimming: Magnetic Low Voltage
Regulator: Integral regulator for constant current and voltage
Includes: 10' Power Line Connector



NEXUS® All-in-One LED Driver
and Dimmer

NATL-SWEX100/24A 24V 100W

NATL-SWEX/3FP 3 Face Plates

Input Voltage: 120V
Dimming: Integral Dimmer
Description: Eliminates the driver and allows 120V input and 24V output from a single gang box. 100-5% dimming and on/off switch.



Power Line Connector

NATL-10 10' Power Line
NATL-30 30' Power Line

For use with Class II drivers. Carries output from driver, requires power line interconnectors.

NATL-302W 5" Splitter

Splits power line connector into two separate leads, requires power line cable.



Touch Dimmer / Motion Sensor

NATL-518W

72W max., no power fail memory, touch on/off and hold to dim.

NAL-856W Motion Sensor

12' Max activation distance; 20 second auto off; 120° detection zone; Max Load 4A.



2' Wire Raceway

NATL-422B Black
NATL-422W White

Field-cuttable plastic. Includes wire channel with double faced tape and cover.



Low Voltage Splice Box

NATL-415W

Use to join low voltage lead to power line connector.



Terminal/Splitter Block

NATL-407 4-Way
2-3/8"L x 1-1/8"W x 7/8"D

NATL-408 8-Way
4"L x 1-1/8"W x 7/8"D



16AWG In-Wall Rated Wire

NATL-W16-2-250 16AWG 250'
NATL-W16-2-20 16AWG 20'

16 AWG low voltage Class II two-conductor, in-wall rated wire.



Wire Clip, Plastic - 10pk

NATL-404W J-Clip
NATL-405W Over the Wire
NATL-406W Square Clip