

# NI0B-2RC

## 2" Iolite Round Adjustable Cone Reflector

Source: 14W to 28W LED  
800lm to 2500lm

Type

Project

Catalog No.

Notes

### PRODUCT DESCRIPTION

2" Iolite downlights can be specified for use with Iolite new construction or remodel housings. Die-cast adjustable cone reflectors optimize visual cut-off and adjustable to aim the light source in desired direction.

### FEATURES

- 800lm, 1000lm, 1500lm, 2000lm or 2500lm LED packages
- 2700K, 3000K, 3500K, 4000K, 5000K @ 90+ CRI
- Comfort Dim (warm dimming) also available in 800lm only
- Flood optic, narrow flood and spot optics (included)
- 5-Year limited warranty

### SPECIFICATION

**Construction:** Trims are constructed of heat dissipating, die-cast aluminum. The aluminum die-cast LED heat sink is threaded to fit the reflector and transfer heat.

**Mounting:** Luminaire includes friction blades to mount securely to housing.

### OPTICS

**800-1000lm:** Three field changeable optics (spot, narrow flood and flood) are included with each LED module. Premium 10° TIR narrow spot optic assembly also available ([Click Here](#) for more information). Optional frosted and TIR optics are also available.

**1500-2500lm:** Three field changeable TIR optics (spot, narrow flood and flood) are included with each LED module.

### ELECTRICAL

**Lumens / Wattage:** 800lm / 14W, 1000lm / 14W, 1500lm / 20W, 2000lm / 24W, 2500lm / 28W

**Color Temperature:** 2700K, 3000K, 3500K, 4000K, 5000K

**Color Rendering Index:** 90+CRI

**Operating Temperature:** 0°C to 40°C ambient temperature

**Lifetime:** 50,000 hours @ L70

**Comfort Dim:** Comfort Dim color tunes the temperature from a bright 3100K, to a romantic and comfortable 2000K on a gradual, even curve. Available in 800lm only.

**Dimming:** Specified by housing

### COMPATIBLE HOUSINGS

Luminaires are compatible with respective Iolite housings manufactured by Nora Lighting.

CATALOG NO.	DESCRIPTION	LUMENS / WATTAGE
<a href="#">NHIOICD-28</a>	ICAT New Construction	800-1000lm / 14W
<a href="#">NHIOICDCP-28</a>	Chicago Plenum	800-1000lm / 14W
<a href="#">NHRIOIC-28</a>	ICAT Remodel	800-1000lm / 14W
<a href="#">NHIOICD-215</a>	ICAT New Construction	1500lm / 20W
<a href="#">NHIOICDCP-215</a>	Chicago Plenum	1500lm / 20W
<a href="#">NHIOICD-220</a>	ICAT New Construction	2000lm / 24W
<a href="#">NHIOICDCP-220</a>	Chicago Plenum	2000lm / 24W
<a href="#">NHIOICD-225</a>	ICAT New Construction	2500lm / 28W
<a href="#">NHIOICDCP-225</a>	Chicago Plenum	2500lm / 28W

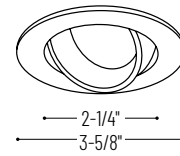
**Accessories:** Luminaires will accommodate (1) hex louver and (1) translucent deco collar or opaque snoot, no accessory holder is required, see accessories page. Flush mount mud ring is available to give the appearance of a trimless reflector, compatible with new construction housings only.

### LABELS AND LISTINGS

- cULus Listed for Damp Locations
- ENERGY STAR certified
- [5-Year Limited Warranty](#)
- RoHS Compliant
- Certified to the high efficacy requirements of California Title 24 JA8-2019



### PRODUCT IMAGES & DIMENSIONS



**NI0B-2RC**

Round Adjustable Cone Regressed Reflector

Adjustability:

New Construction: 30° (800-1000lm) / 25° (1500-2500lm)

Remodel: 15° (800-1000lm)



**BB**  
Black Reflector  
Black Flange



**BW**  
Black Reflector  
White Flange



**BZ**  
Bronze Reflector  
Bronze Flange



**CMPW**  
Specular Clear Reflector  
Matte Powder White Flange



**HW**  
Haze Reflector  
White Flange



**HZMPW**  
Haze Reflector  
Matte Powder White Flange



**MPW**  
Matte Powder White Reflector  
Matte Powder White Flange



**NN**  
Natural Metal Reflector  
Natural Metal Flange



**WW**  
White Reflector  
White Flange

### 2" Iolite Round Adjustable Cone Reflector - Dedicated Housing Required

Reflector Type	Color Temp.	Finish	Lumens / Wattage
<b>NI0B-2RC</b> = Round Adjustable Cone	<b>50X</b> = 5000K*	<b>BB</b> = Black / Black	(blank) = 800lm / 14W
	<b>CDX</b> = Comfort Dim†	<b>BW</b> = Black / White	
		<b>BZ</b> = Bronze / Bronze	
	<b>27X</b> = 2700K	<b>CMPW</b> = Specular Clear / Matte Powder White	<b>/10</b> = 1000lm / 14W <b>/HL</b> = 1500-2500lm (varies by housing)
	<b>30X</b> = 3000K	<b>HW</b> = Haze / White	
	<b>35X</b> = 3500K	<b>HZMPW</b> = Haze / Matte Powder White	
	<b>40X</b> = 4000K	<b>MPW</b> = Matte Powder White	
	<b>50X</b> = 5000K	<b>NN</b> = Natural Metal / Natural Metal	
		<b>WW</b> = White / White	

\* 5000K LED modules in 800lm are while supplies last

† Comfort Dim available in 800lm only and 1" Iolite uses a different dimming curve than 2" & 4" Iolite

### Compatible Housings

Housing Type
<b>NHIOICD-28</b> = ICAT New Construction / 800-1000lm / 14W
<b>NHIOICDCP-28</b> = Chicago Plenum / 800-1000lm / 14W
<b>NHRIOIC-28</b> = ICAT Remodel / 800-1000lm / 14W
<b>NHIOICD-215</b> = ICAT New Construction / 1500lm / 20W
<b>NHIOICDCP-215</b> = Chicago Plenum / 1500lm / 20W
<b>NHIOICD-220</b> = ICAT New Construction / 2000lm / 24W
<b>NHIOICDCP-220</b> = Chicago Plenum / 2000lm / 24W
<b>NHIOICD-225</b> = ICAT New Construction / 2500lm / 28W
<b>NHIOICDCP-225</b> = Chicago Plenum / 2500lm / 28W

Example: **NI0B-2RC50XWW** = 2" Iolite Round Adjustable Cone Reflector, 5000K, White finish, 800lm / 14W

## 2" Iolite Accessories

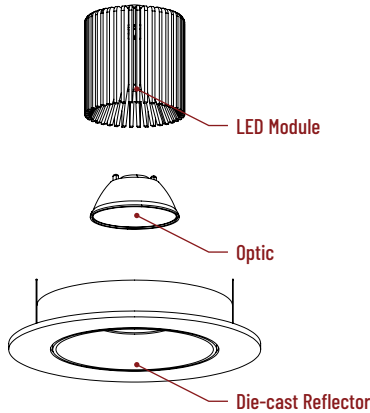
### 2" Iolite Round Adjustable Cone Reflector

Type
Project
Catalog No.
Notes

#### FIELD CHANGEABLE OPTICS

Iolite reflectors include spot, narrow flood and flood optics. Optics can be changed in the field by removing LED module from die-cast reflector. Replacement optics include an optional frosted lens.

**Note:** Frosted filter-optics and Premium TIR optics are not compatible with /HL LED modules.



#### Frosted Filter-Optic

**NIO-REFL38FR**  
**NIO-REFL60FR**

60° Optic  
73° Optic

Not compatible with /HL LED module.

#### Premium TIR Optics

**NIO-REFLTIR15**  
**NIO-REFLTIR25**

22° Optic  
26° Optic

Not compatible with /HL or Comfort Dim (CDX) LED modules

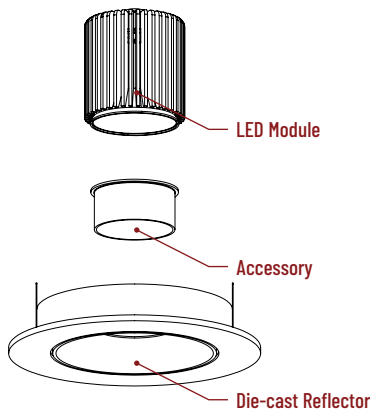
#### 10° TIR Optic Assembly

Specialized narrow spot LED module assembly is also available. Requires LE4 housing. [Click Here](#) for more information.



#### ACCESSORIES

Iolite accessories can be added at any point in the design process. Accessories easily install between LED module and die-cast reflector. Luminaire will accommodate (1) hex lower and (1) collar accessory, no accessory holder required.



#### Translucent Decorative Collar

**NIO-AS14(color)** 5/8" length  
**NIO-AS19(color)** 3/4" length  
**NIO-AS26(color)** 1" length  
**Color:**  
**AM** (amber), **BLU** (blue), **FR** (frosted), **R** (red)

Translucent collars color the aperture with the specified color while producing white general light. Collars are available in different lengths. Use to add interest, create a theme, match a theme or define a space.

#### Opaque Collar Snoot

**NIO-AS14(color)** 5/8" length  
**NIO-AS19(color)** 3/4" length  
**NIO-AS26(color)** 1" length  
**Color:**  
**BLK** (black), **MPW** (matte powder white), **WH** (white)

Opaque snoot greatly reduces aperture brightness while preserving light output. (Note: Black snoot will reduce light)


#### Hex Cell Louver

**NIO-HC** Black  
Hex cell louver subtly reduces aperture brightness by reducing light output by about 20%.

#### FLUSH MOUNT

2" Iolite reflectors can be installed flush with the drywall for a flush mount appearance. A flush mount mud ring is installed after the drywall and a professional drywall finisher floats the ceiling to blend in the mud ring.

#### Flush Mount Mud Ring



**NIO-FMMR-2R** Round Mud Ring

Mounts trim flush to ceiling with reflector flange visible. **Mud ring attaches to drywall. Requires and only for use with NHIOICD-28 or NHIOICDCP-28 new construction housings and NIOB-2R reflectors.**  
Dimensions: 7-7/8" diameter 1/2" thick

# PHOTOMETRICS

2" Iolite Round Adjustable Cone Reflector  
800 lumens

Type

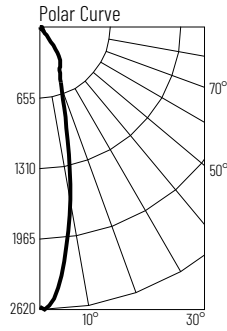
Project

Catalog No.

Notes

## Test Information

Test Number: NTR11264  
Part Number: NI0B-2RC30XWW  
Beam Spread: 24° Spot  
Lumens: 947lm  
Wattage: 14.2W  
Efficacy: 67lpw  
CCT / CRI: 3000K / 90 CRI  
Spacing Criteria (0°-180): 0.42  
Spacing Criteria (90°-270): 0.42



## Illuminance at a Distance

Distance from Luminaire	FC at Nadir	Beam Diameter
4'	162fc	1'-8"
6'	72.1fc	2'-7"
8'	40.5fc	3'-6"
10'	25.9fc	4'-5"
12'	18fc	5'-2"

## Zonal Lumen Summary

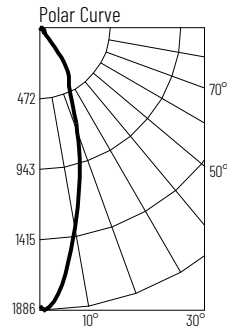
Zone	Lumens	% Luminaire
0-30	675	71.2
0-40	839	88.6
0-60	906	95.7
0-90	945	99.8
90-180	2	0.2
0-180	947	100

## Candela Table

Vertical Angles	Candela
0	2594
5	2302
15	967
25	443
35	291
45	45

## Test Information

Test Number: NTR11265  
Part Number: NI0B-2RC30XWW  
Beam Spread: 33° Narrow Flood  
Lumens: 936lm  
Wattage: 14.2W  
Efficacy: 66lpw  
CCT / CRI: 3000K / 90 CRI  
Spacing Criteria (0°-180): 0.54  
Spacing Criteria (90°-270): 0.54



## Illuminance at a Distance

Distance from Luminaire	FC at Nadir	Beam Diameter
4'	116fc	2'-5"
6'	51.6fc	3'-7"
8'	29fc	4'-10"
10'	18.6fc	5'-11"
12'	12.9fc	7'-1"

## Zonal Lumen Summary

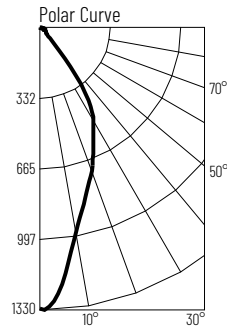
Zone	Lumens	% Luminaire
0-30	623	70.8
0-40	824	88.1
0-60	892	95.3
0-90	934	99.8
90-180	2	0.2
0-180	936	100

## Candela Table

Vertical Angles	Candela
0	1858
5	1677
15	1021
25	480
35	279
45	45

## Test Information

Test Number: NTR11263  
Part Number: NI0B-2RC30XWW  
Beam Spread: 44° Flood  
Lumens: 962lm  
Wattage: 14.2W  
Efficacy: 68lpw  
CCT / CRI: 3000K / 90 CRI  
Spacing Criteria (0°-180): 0.64  
Spacing Criteria (90°-270): 0.66



## Illuminance at a Distance

Distance from Luminaire	FC at Nadir	Beam Diameter
4'	82.8fc	3'-4"
6'	36.8fc	4'-11"
8'	20.7fc	6'-6"
10'	13.2fc	8'-1"
12'	9.2fc	9'-10"

## Zonal Lumen Summary

Zone	Lumens	% Luminaire
0-30	614	63.8
0-40	831	86.3
0-60	913	94.9
0-90	960	99.8
90-180	2	0.2
0-180	962	100

## Candela Table

Vertical Angles	Candela
0	1324
5	1199
15	826
25	594
35	371
45	56

## Lumen Output Multipliers

Color Temperature: 2700K (0.97), 3000K (1.00), 3500K (1.04), 4000K (1.16), 5000K (1.17)

# PHOTOMETRICS

## 2" Iolite Round Adjustable Cone Reflector 1000 lumens

Type

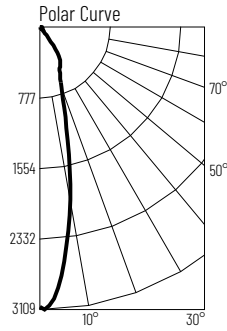
Project

Catalog No.

Notes

### Test Information

Test Number: NTR11264  
Part Number: NI0B-2RC30XWW/10  
Beam Spread: 28° Spot  
Lumens: 1253lm  
Wattage: 13.2W  
Efficacy: 95lpw  
CCT / CRI: 3000K / 90 CRI  
Spacing Criteria (0°-180): 0.44  
Spacing Criteria (90°-270): 0.5



### Illuminance at a Distance

Distance from Luminaire	FC at Nadir	Beam Diameter
4'	185fc	1'-11"
6'	82.3fc	2'-10"
8'	46.3fc	3'-8"
10'	29.6fc	4'-7"
12'	20.6fc	5'-7"

### Zonal Lumen Summary

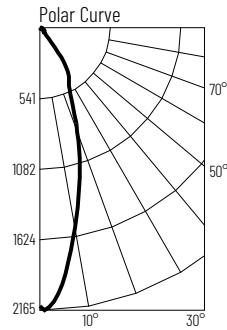
Zone	Lumens	% Luminaire
0-30	881	70.4
0-40	1089	87
0-60	1193	95.3
0-90	1248	99.7
90-180	4	0.3
0-180	1253	100

### Candela Table

Vertical Angles	Candela
0	2964
5	2708
15	1198
25	558
35	367
45	60

### Test Information

Test Number: NTR11272  
Part Number: NI0B-2RC30XWW/10  
Beam Spread: 36° Narrow Flood  
Lumens: 1206lm  
Wattage: 13W  
Efficacy: 93lpw  
CCT / CRI: 3000K / 90 CRI  
Spacing Criteria (0°-180): 0.58  
Spacing Criteria (90°-270): 0.6



### Illuminance at a Distance

Distance from Luminaire	FC at Nadir	Beam Diameter
4'	132fc	2'-7"
6'	58.9fc	3'-11"
8'	33.1fc	5'-2"
10'	21.2fc	6'-5"
12'	14.7fc	7'-8"

### Zonal Lumen Summary

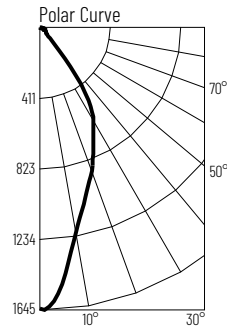
Zone	Lumens	% Luminaire
0-30	840	69.6
0-40	1044	86.5
0-60	1146	95
0-90	1203	99.8
90-180	3	0.2
0-180	1206	100

### Candela Table

Vertical Angles	Candela
0	2119
5	1972
15	1264
25	605
35	357
45	57

### Test Information

Test Number: NTR11274  
Part Number: NI0B-2RC30XWW/10  
Beam Spread: 47° Flood  
Lumens: 1246lm  
Wattage: 13.2W  
Efficacy: 94lpw  
CCT / CRI: 3000K / 90 CRI  
Spacing Criteria (0°-180): 0.68  
Spacing Criteria (90°-270): 0.68



### Illuminance at a Distance

Distance from Luminaire	FC at Nadir	Beam Diameter
4'	102fc	3'-6"
6'	45.4fc	5'-2"
8'	25.5fc	6'-11"
10'	16.4fc	8'-8"
12'	11.4fc	10'-5"

### Zonal Lumen Summary

Zone	Lumens	% Luminaire
0-30	793	63.7
0-40	1071	86
0-60	1180	94.7
0-90	1243	99.8
90-180	3	0.2
0-180	1246	100

### Candela Table

Vertical Angles	Candela
0	1635
5	1525
15	1070
25	768
35	474
45	74

### Lumen Output Multipliers

Color Temperature: 2700K (0.98), 3000K (1.00), 3500K (1.09), 4000K (1.19), 5000K (1.16)

# PHOTOMETRICS

## 2" Iolite Round Adjustable Cone Reflector 1500 lumens

Type

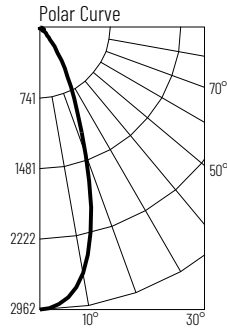
Project

Catalog No.

Notes

### Test Information

Test Number: NTR1270  
Part Number: NI0B-2RC40XWW/HL  
Beam Spread: 39° Spot  
Lumens: 1709lm  
Wattage: 19.51W  
Efficacy: 88lpw  
CCT / CRI: 4000K / 90 CRI  
Spacing Criteria (0°-180): 0.66  
Spacing Criteria (90°-270): 0.66



### Illuminance at a Distance

Distance from Luminaire	FC at Nadir	Beam Diameter
6'	82.3fc	4'-4"
8'	46.3fc	5'-8"
10'	29.6fc	7'-1"
12'	20.6fc	8'-6"
14'	15.1fc	9'-11"

### Zonal Lumen Summary

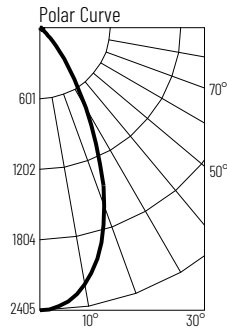
Zone	Lumens	% Luminaire
0-30	1255	73.4
0-40	1469	85.9
0-60	1638	95.8
0-90	1698	99.3
90-180	12	0.7
0-180	1709	100

### Candela Table

Vertical Angles	Candela
0	2962
5	2880
15	2088
25	900
35	358
45	124

### Test Information

Test Number: NTR1253  
Part Number: NI0B-2RC40XWW/HL  
Beam Spread: 49° Narrow Flood  
Lumens: 1833lm  
Wattage: 19.34W  
Efficacy: 95lpw  
CCT / CRI: 4000K / 90 CRI  
Spacing Criteria (0°-180): 0.8  
Spacing Criteria (90°-270): 0.8



### Illuminance at a Distance

Distance from Luminaire	FC at Nadir	Beam Diameter
6'	66.8fc	5'-7"
8'	37.6fc	7'-5"
10'	24fc	9'-4"
12'	16.7fc	11'-1"
14'	12.3fc	13'

### Zonal Lumen Summary

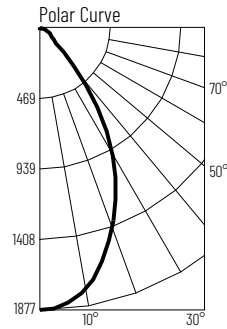
Zone	Lumens	% Luminaire
0-30	1308	71.4
0-40	1617	88.2
0-60	1783	97.3
0-90	1824	99.5
90-180	9	0.5
0-180	1833	100

### Candela Table

Vertical Angles	Candela
0	2405
5	2360
15	1966
25	1189
35	479
45	142

### Test Information

Test Number: NTR1276  
Part Number: NI0B-2RC40XWW/HL  
Beam Spread: 61° Flood  
Lumens: 1570lm  
Wattage: 19.46W  
Efficacy: 81lpw  
CCT / CRI: 4000K / 90 CRI  
Spacing Criteria (0°-180): 0.92  
Spacing Criteria (90°-270): 0.92



### Illuminance at a Distance

Distance from Luminaire	FC at Nadir	Beam Diameter
6'	40.6fc	7'-1"
8'	22.8fc	9'-6"
10'	14.6fc	11'-11"
12'	10.1fc	14'-4"
14'	7.5fc	16'-8"

### Zonal Lumen Summary

Zone	Lumens	% Luminaire
0-30	915	58.3
0-40	1231	78.4
0-60	1471	93.6
0-90	1560	99.3
90-180	11	0.7
0-180	1570	100

### Candela Table

Vertical Angles	Candela
0	1460
5	1439
15	1251
25	938
35	551
45	175

### Lumen Output Multipliers

Color Temperature: 2700K (0.83), 3000K (0.89), 3500K (1.00), 4000K (1.00), 5000K (1.06)

# PHOTOMETRICS

## 2" Iolite Round Adjustable Cone Reflector 2000 lumens

Type

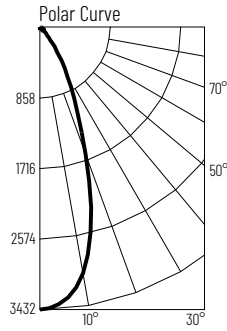
Project

Catalog No.

Notes

### Test Information

Test Number: NTR1271  
Part Number: NI0B-2RC40XWW/HL  
Beam Spread: 39° Spot  
Lumens: 1988lm  
Wattage: 24.16W  
Efficacy: 82lpw  
CCT / CRI: 4000K / 90 CRI  
Spacing Criteria (0°-180): 0.66  
Spacing Criteria (90°-270): 0.66



### Illuminance at a Distance

Distance from Luminaire	FC at Nadir	Beam Diameter
6'	95.3fc	4'-4"
8'	53.6fc	5'-8"
10'	34.3fc	7'-1"
12'	23.8fc	8'-6"
14'	17.5fc	10'

### Zonal Lumen Summary

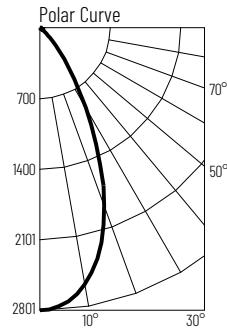
Zone	Lumens	% Luminaire
0-30	1458	73.3
0-40	1724	86.7
0-60	1904	95.8
0-90	1974	99.3
90-180	14	0.7
0-180	1988	100

### Candela Table

Vertical Angles	Candela
0	3432
5	3336
15	2418
25	1051
35	418
45	145

### Test Information

Test Number: NTR1254  
Part Number: NI0B-2RC40XWW/HL  
Beam Spread: 49° Narrow Flood  
Lumens: 2133lm  
Wattage: 23.34W  
Efficacy: 91lpw  
CCT / CRI: 4000K / 90 CRI  
Spacing Criteria (0°-180): 0.8  
Spacing Criteria (90°-270): 0.8



### Illuminance at a Distance

Distance from Luminaire	FC at Nadir	Beam Diameter
6'	77.8fc	5'-7"
8'	43.8fc	7'-5"
10'	28fc	9'-4"
12'	19.5fc	11'-1"
14'	14.3fc	13'

### Zonal Lumen Summary

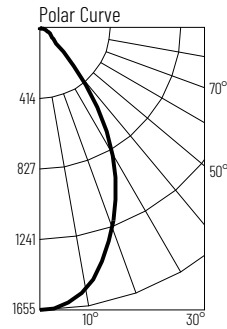
Zone	Lumens	% Luminaire
0-30	1523	71.4
0-40	1883	88.2
0-60	2075	97.3
0-90	2123	99.5
90-180	10	0.5
0-180	2133	100

### Candela Table

Vertical Angles	Candela
0	2801
5	2749
15	2290
25	1385
35	556
45	165

### Test Information

Test Number: NTR1277  
Part Number: NI0B-2RC40XWW/HL  
Beam Spread: 61° Flood  
Lumens: 1781lm  
Wattage: 23.98W  
Efficacy: 74lpw  
CCT / CRI: 4000K / 90 CRI  
Spacing Criteria (0°-180): 0.92  
Spacing Criteria (90°-270): 0.92



### Illuminance at a Distance

Distance from Luminaire	FC at Nadir	Beam Diameter
6'	46fc	7'-1"
8'	25.9fc	9'-6"
10'	16.5fc	11'-11"
12'	11.5fc	14'-4"
14'	8.4fc	16'-8"

### Zonal Lumen Summary

Zone	Lumens	% Luminaire
0-30	1037	58.2
0-40	1394	78.3
0-60	1667	93.6
0-90	1769	99.3
90-180	13	0.7
0-180	1781	100

### Candela Table

Vertical Angles	Candela
0	1655
5	1631
15	1417
25	1063
35	624
45	197

### Lumen Output Multipliers

Color Temperature: 2700K (0.84), 3000K (0.87), 3500K (0.99), 4000K (1.00), 5000K (1.07)

# PHOTOMETRICS

## 2" Iolite Round Adjustable Cone Reflector 2500 lumens

Type

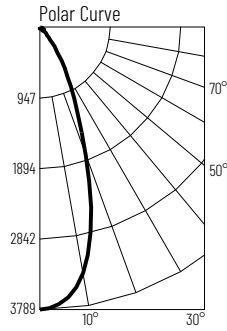
Project

Catalog No.

Notes

### Test Information

Test Number: NTR1272  
Part Number: NI0B-2RC40XWW/HL  
Beam Spread: 39° Spot  
Lumens: 2199lm  
Wattage: 28.37W  
Efficacy: 78lpw  
CCT / CRI: 4000K / 90 CRI  
Spacing Criteria (0°-180): 0.66  
Spacing Criteria (90°-270): 0.66



### Illuminance at a Distance

Distance from Luminaire	FC at Nadir	Beam Diameter
6'	105fc	4'-4"
8'	59.2fc	5'-8"
10'	37.9fc	7'-1"
12'	26.3fc	8'-6"
14'	19.3fc	10'

### Zonal Lumen Summary

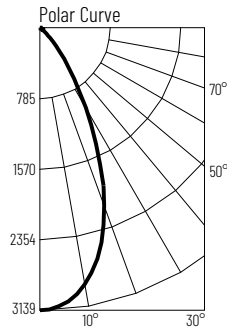
Zone	Lumens	% Luminaire
0-30	1611	73.20
0-40	1906	86.6
0-60	2106	95.8
0-90	2184	99.3
90-180	16	0.7
0-180	2199	100

### Candela Table

Vertical Angles	Candela
0	3789
5	3685
15	2671
25	1159
35	463
45	162

### Test Information

Test Number: NTR1255  
Part Number: NI0B-2RC40XWW/HL  
Beam Spread: 49° Narrow Flood  
Lumens: 2389lm  
Wattage: 27.85W  
Efficacy: 86lpw  
CCT / CRI: 4000K / 90 CRI  
Spacing Criteria (0°-180): 0.8  
Spacing Criteria (90°-270): 0.8



### Illuminance at a Distance

Distance from Luminaire	FC at Nadir	Beam Diameter
6'	87.2fc	5'-7"
8'	49fc	7'-5"
10'	31.4fc	9'-4"
12'	21.8fc	11'-1"
14'	16fc	13'

### Zonal Lumen Summary

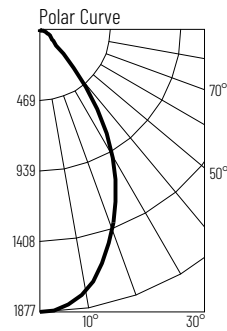
Zone	Lumens	% Luminaire
0-30	1707	71.4
0-40	2109	88.3
0-60	2325	97.3
0-90	2378	99.5
90-180	11	0.5
0-180	2389	100

### Candela Table

Vertical Angles	Candela
0	3139
5	3081
15	2565
25	1552
35	623
45	185

### Test Information

Test Number: NTR1278  
Part Number: NI0B-2RC40XWW/HL  
Beam Spread: 61° Flood  
Lumens: 2021lm  
Wattage: 28.26W  
Efficacy: 72lpw  
CCT / CRI: 4000K / 90 CRI  
Spacing Criteria (0°-180): 0.92  
Spacing Criteria (90°-270): 0.92



### Illuminance at a Distance

Distance from Luminaire	FC at Nadir	Beam Diameter
6'	52.1fc	7'-1"
8'	29.3fc	9'-6"
10'	18.8fc	11'-11"
12'	13fc	14'-4"
14'	9.6fc	16'-8"

### Zonal Lumen Summary

Zone	Lumens	% Luminaire
0-30	1176	58.2
0-40	1582	78.3
0-60	1891	93.6
0-90	2006	99.3
90-180	15	0.7
0-180	2021	100

### Candela Table

Vertical Angles	Candela
0	1877
5	1849
15	1606
25	1205
35	708
45	224

### Lumen Output Multipliers

Color Temperature: 2700K (0.82), 3000K (0.89), 3500K (0.99), 4000K (1.00), 5000K (1.05)