



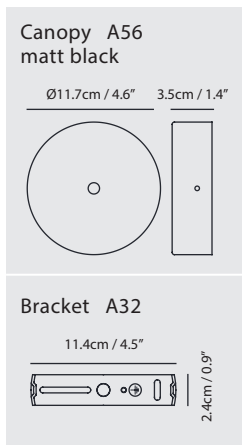
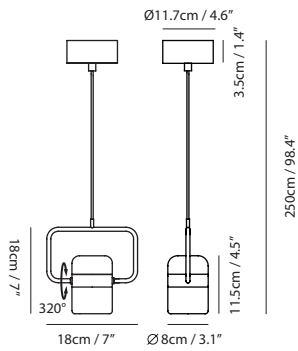
With a harmonious mingle of minimalism, let the LING shine through. Inspired by the beauty of patterned metal fences built around balconies and windows, LING is a nostalgic well-orchestrated interlude. With an embedded LED light source the LING's adjustable pendant gracefully creates the perfect ever-changing lighting configuration to suit your various needs. With an airy grace, the LING provides ample lighting yet remains clean and seamless.

By Li, Hui Lun 李慧倫





matt black + copper ring



**Ling Pendant Horizontal**

**Model**  
SLD-80PH

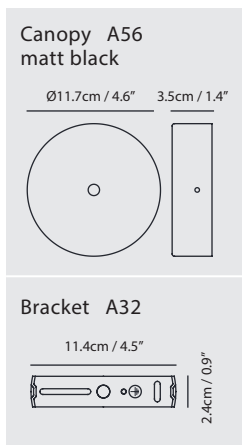
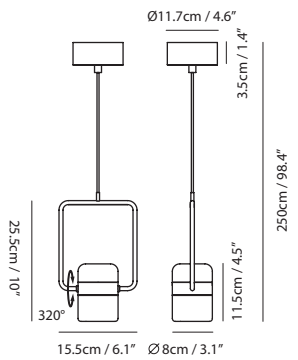
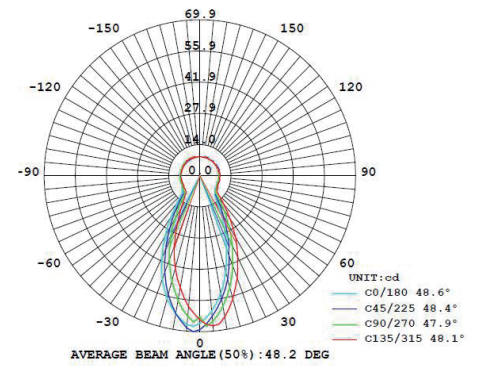
**Material**  
steel, frosted glass

**Light Source**  
LED 7W 3000K CRI90 280lm

**Driver**  
Built-in dimmable driver  
(Triac dimming)

**Weight**  
1.1kg / 2.4lb

**Color**  
● matt black + copper ring



**Ling Pendant Vertical**

**Model**  
SLD-80PV

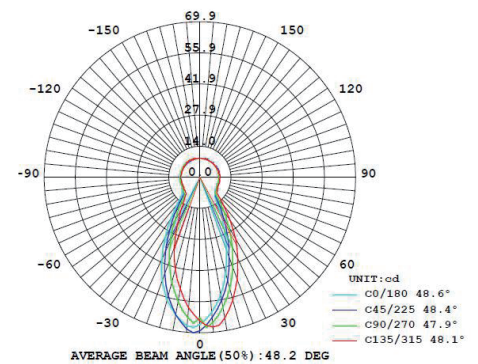
**Material**  
steel, frosted glass

**Light Source**  
LED 7W 3000K CRI90 280lm

**Driver**  
Built-in dimmable driver  
(Triac dimming)

**Weight**  
1.1kg / 2.4lb

**Color**  
● matt black + copper ring





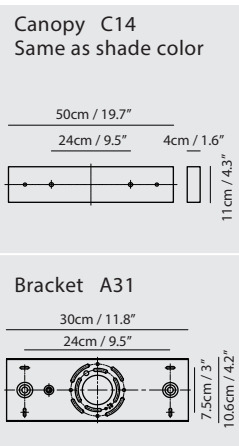
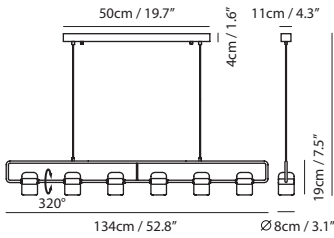




matt black + copper ring



matt white + champagne gold ring



**Ling Pendant PL6**



**Model**  
 SLD-80PF6

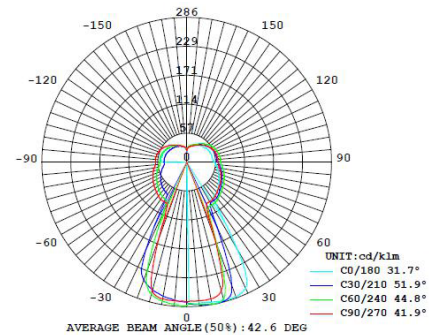
**Material**  
 frosted glass, steel

**Light Source**  
 LED 6 x 6W 3000K CRI90 1270lm

**Driver**  
 Built-in dimmable driver  
 (Triac dimming)

**Weight**  
 7.5kg / 16.5lb

- Color**
-  matt black + copper ring
  -  matt white + champagne gold





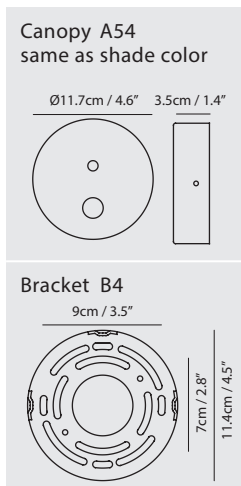
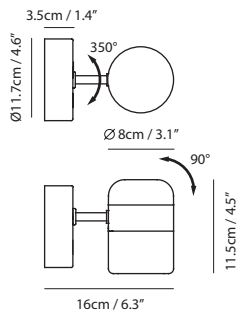




matt black + copper ring



matt white + champagne gold ring



**Ling Wall**



**Model**  
SLD-80WTE

**Material**  
steel, frosted glass

**Light Source**  
LED 7W 3000K CRI90 280lm

**Feature**  
Touch dimmer switch

**Weight**  
1.2kg / 2.6lb

- Color**
-  matt black + copper ring
  -  matt white + champagne gold ring