



Quiet. Posh. Magnetic.

Designer: Filipe Lisboa

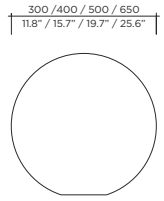
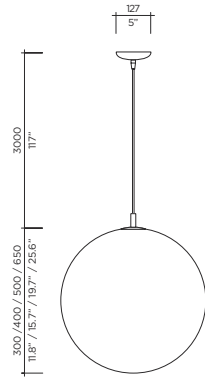
- Frosted matte finish
- High-quality polycarbonate
- Interior seal ensures durability and even light distribution
- Silver grey metal components
- Custom canopies are available
- LED option is available







AVAILABLE COLOURS



WHITE



Model | **Globo Suspension**
Size | 300, 400, 500, 650
Ref. # | SM.07.381__ __
 | MM.07.382__ __
 | GM.07.383__ __
 | XGM.07.384__ __
Bulb | E26 / E27 (120V/220V)
 | 1 x 100W max (650, 500 only)
 | Incandescent
 | 1 x 60W max (400, 300 only)
 | Incandescent
 | 1 x 100W equivalent
 | 1 x 60W equivalent


Model | **Globo Floor**
Size | 300, 400, 500, 650
Ref. # | SM.08.381__ __
 | MM.08.382__ __
 | GM.08.383__ __
 | XGM.08.384__ __
Bulb | E26 / E27 (120V/220V)
 | 1 x 75W max (650 only)
 | Incandescent
 | 1 x 60W max (500, 400, 300)
 | Incandescent
 | 1 x 75W equivalent
 | 1 x 60W equivalent


	SM	MM	GM	XGM
Lbs	4	8	9	14
Kg	1.8	3.6	4.1	6.4

