



Pleat Box **Xavier Mañosa &** **Mashallah**

marset

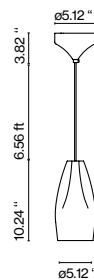
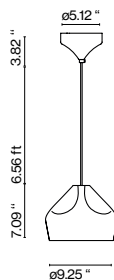
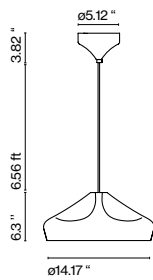
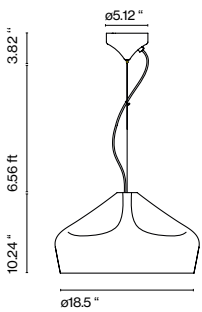


Pleat Box 47

Pleat Box 36

Pleat Box 24

Pleat Box 13



WARNING. California Proposition 65 Warning for California Consumers. This product can expose you to chemicals including wood dust and lead which are known to the State of California to cause cancer or birth defects or other reproductive harm. For more information go to www.P65Warnings.ca.gov

The alchemy of the craft process leaves unpredictable traces, small marks in the metal glaze, tiny cracks in the polish... little flaws that mark the unique personality of every lamp.



Pleat Box LED

Pleat Box 47

⦿ E26 LED TYPE A 11W
or
Light Source:
LED SMD 700mA 16.28W 2700K CRI90 1873lm
Luminaire: 90 - 135 VAC TRIAC 21W 625lm

Pleat Box 36

⦿ E12 LED TYPE G16.5W
or
Light Source:
LED SMD 700mA 8.2W 2700K CRI90 913lm
Luminaire: 100 - 120 VAC TRIAC 14W 233lm

Pleat Box 24

⦿ E26 LED TYPE A 11W
or
Light Source:
LED SMD 700mA 8.2W 2700K CRI90 913lm
Luminaire: 100 - 120 VAC TRIAC 14W 113lm

Pleat Box 13

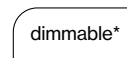
⦿ E26 LED TYPE A 11W
or
Light Source:
LED SMD 350mA 4.05W 2700K CRI90 463lm
Luminaire: 90 - 264 VAC 6W 165lm

LED included

Ceramic shade with the inner part in brilliant white enamel or gold. Ceramic canopy.

- ⦿ White-white
- ⦿ White-gold
- ⦿ Grey-white
- ⦿ Terracotta-white
- ⦿ Black-gold
- ⦿ Ochre-White
- ⦿ Dark green -White
- ⦿ Dark green -gold

Black electrical cord for E26 version and black fabric electrical cord for LED version.



Dry locations only

*Triac phase control dimmer (120V only)
*Only 24,36 & 47 LED version

- [Download](#) Assembly Instructions
- [Download](#) Photometric Data
- [Download](#) 2D
- [Download](#) 3D

Watch the video marsetusa@marset.com
www.marset.com