

DUO

Design by Ramos & Bassols.

Reference

4878.

Application

Ceiling Fixtures

Installation type

Surface mounted

Description

The collection DUO is inspired by sustainability and wellness. This flush-mount surface light is designed for places with a lower ceiling. The inner surface of the shade is lined with oak veneer, enveloped in a matte lacquered outer shell constructed of aluminum. The LED light source provides an even illumination with its polycarbonate diffuser. DUO is available in three finishes.

Diffuser

Polycarbonate diffuser

Materials

Body: Aluminum
Shade: Oak wood
Canopy: Aluminum

Finishes



4878-18 Black (ADAPTA RF 9913 WX)

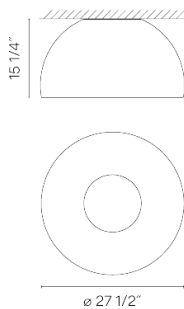


4878-58 Cream (RAL 7044)



4878-93 White (RAL 9016)

Sketch




Electrical characteristics

1 x LED PLATE 31W 900mA

Total 0.0 W



VIBIA



Light source: 2700K CRI >90 1705 lm 55 lm/W

Driver included: CC - Constant Current 900 mA 100-277V 50/60Hz

Electronic dimming: 0-10V

Optional dimming: DALI or Lutron ECO

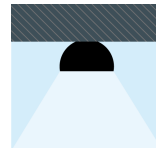
Installation and assembly

Please see the installation manual

Light distribution

General lighting

Lamp for general lighting that equally distributes the light in all directions.



Photometric data

Certificates

