

# Flat

Design by Ichiro Iwasaki.

## Reference

**5935.**

## Application

Pendants

## Installation type

Surface mounted

## Description

Flat lamps are a creation from the designer Ichiro Iwasaki. The discs of light descend from the ceiling to form a pendant lamp, where the planes of reflected light blend in with the architecture. Flat pendant collection incorporates LED lighting and is available in a range of neutral color tones. Grey, Terra Red, and Green finishes.

## Diffuser

Polycarbonate diffuser

## Materials

Canopy: Steel  
Reflector: Aluminum  
Body: Steel  
Head: Aluminum

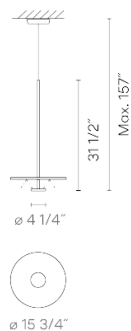
## Finishes

 **5935-13** Grey L1 (NCS S 1000-N)

 **5935-37** Terra Red (NCS S 4040-Y70R)

 **5935-47** Green L1 (NCS S 4005-G80Y)

## Sketch




## Electrical characteristics

1 x LED PLATE 10.5W 700mA



Total 10.5 W

# VIBIA



**Light source:** 2700K CRI >90 1450 lm

**Fixture:** 138.09 lm 0 lm/W

**Driver included:** CC - Constant Current 700 mA 120-277V 50/60Hz

**Electronic dimming:** 0-10V

**Optional dimming:** TRIAC or LUTRON ECO

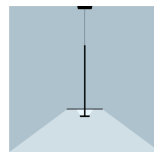
## Installation and assembly

Please see the installation manual

## Light distribution

### Indirect lighting

Lamp that emits an upward or backward beam that is reflected by the ceiling or wall.



## Photometric data

## Certificates

