

Top

Design by Ramos & Bassols.

Reference

1155.

Application

Wall Fixtures

Installation type

Surface mounted

Description

Top is a wall lamp that comes in a range of balanced colors that help to create very warm atmospheres. The Top collection offers indirect light that is confined within its diameter, forming a contrast with the outer part of the lamp.

Diffuser

Aluminum diffuser

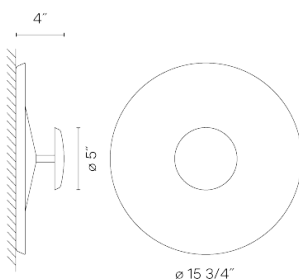
Materials

Body: Aluminum
Diffuser: Aluminum
Canopy Plate: Steel

Finishes

-  **1155-10** White (NCS S 0300-N)
-  **1155-36** Soft Pink (NCS S 1010-Y50R)
-  **1155-40** Blue L1 (NCS S 3010-B)
-  **1155-47** Green L1 (NCS S 4005-G80Y)

Sketch



Electrical characteristics

1 x LED PLATE 18,3W 500mA



Total 18.3 W

VIBIA



Light source: 2700K CRI >90 2050 lm 112 lm/W

Driver included: CC - Constant Current 500 mA 110~127 V 50/60Hz

Electronic dimming: DALI 1-10V Push

Optional dimming: TRIAC or LUTRON ECO

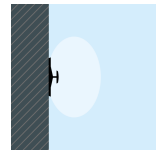
Installation and assembly

Please see the installation manual

Light distribution

Indirect lighting

Lamp that emits an upward or backward beam that is reflected by the ceiling or wall.



Photometric data

Efficiency : 21.06 lm/W

Coordinate system : CG

Total flux : 349.72 lm

Maximum value : 112.03 cd

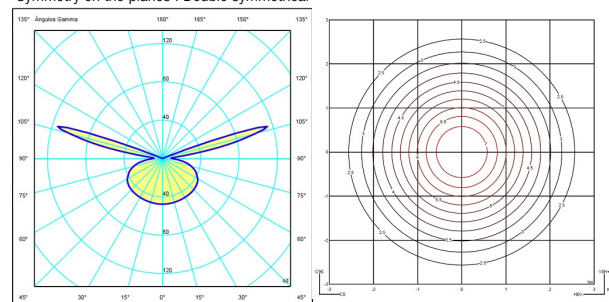
Light position : C=0.00 G=107.50

Symmetry on the planes : Double symmetrical

Isolux : Floor

Light position :

X=0.00m Y=0.00m Z=2.50m



Certificates

