

WIREFLOW

Design by Arik Levy.

VIBIA

Reference

0351.

Application

Pendants

Installation type

Surface mounted

Description

Diffuser

Pressed-glass diffuser

Materials

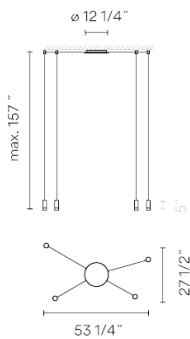
Canopy: Steel
Body: Aluminum

Finishes



0351-04 Black (RAL 9005)

Sketch




Electrical characteristics

1 x LED 4.5W 700mA



Total 0.0 W



Light source: 2700K CRI >80 2178 lm 121 lm/W

Driver included: CC - Constant Current 700 mA 120-277V 50/60Hz

Electronic dimming: 0-10V

Optional dimming: DALI or Lutron ECO

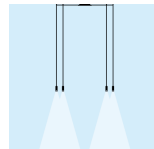
Installation and assembly

Please see the installation manual

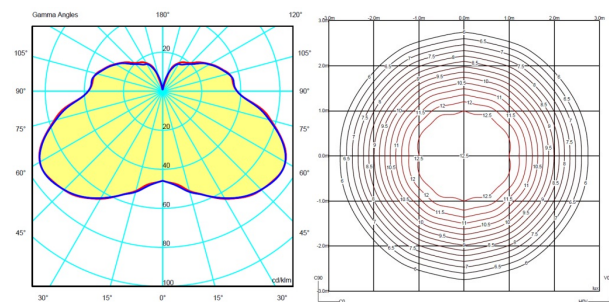
Light distribution

General lighting

Lamp for general lighting that equally distributes the light in all directions.



Photometric data



Certificates

