

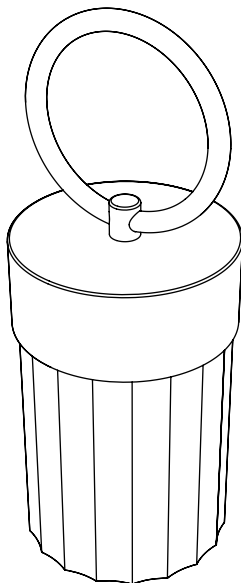
# ISTRUZIONI DI MONTAGGIO

INSTALLATION INSTRUCTION  
INSTALLATIONSANLEITUNG  
INSTRUCTIONS D'INSTALLATION  
INSTRUCCIONES DE MONTAJE  
تعليمات التركيب



## CLARETTA

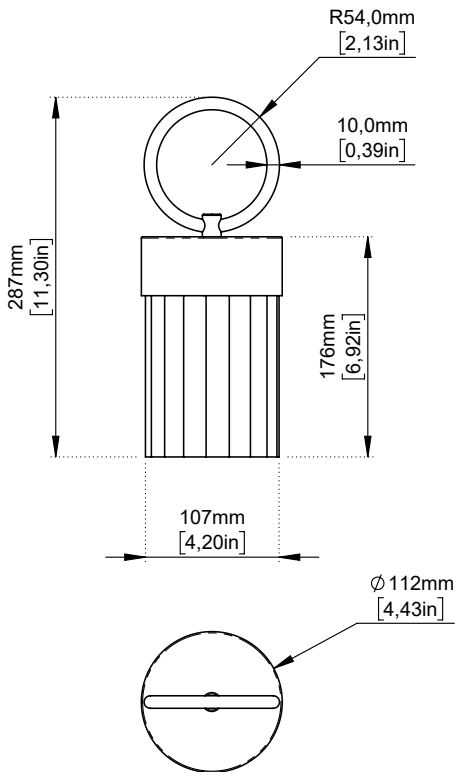
DESIGN BY: CHIARA CABERLON





# DIMENSIONI

DIMENSIONS  
ABMESSUNGEN  
DIMENSIONS  
DIMENSIONES  
الأبعاد



# CARATTERISTICHE

SPECIFICATION  
BESCHREIBUNG  
CARACTERISTIQUES  
ESPECIFICACIONES  
المواصفات

## DIMENSIONI | DIMENSIONS

MOD.	Ø (mm)	H (mm)	W (kg)
CLARETTA	112	287	1

## SPECIFICHE ILLUMINOTECNICHE | LIGHTING SPECIFICATIONS

MOD.	V	f (Hz)	W	Lm	°K	CRI	h
LED	110/220	50-60	3	400	3000	>90	25.000

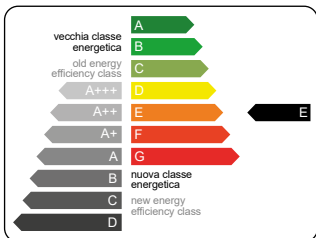
## SPECIFICHE BATTERIA | BATTERY SPECIFICATIONS

MOD.	V	TYPE	mA/h	life cycles	autonomy	charging time
18650	3.7	Li-ion	2600	600	6/8 h	6/8 h

## NOTE

Per preservare l'integrità della batteria si consiglia di mantenere la carica tra il 20% minimo e 80% massimo; se la lampada non viene utilizzata per lunghi periodi, si consiglia di procedere periodicamente ad un ciclo di carica/scarica del prodotto;

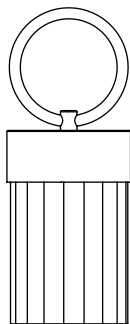
To preserve the integrity of the battery, it is recommended that the charge be kept between 20% minimum and 80% maximum; if the lamp is not used for long periods, it is recommended that the product be periodically charged/discharged;



# DOTAZIONE

EQUIPMENT  
ÉQUIPEMENT  
AUSRÜSTUNG  
EQUIPO  
المعدات

---




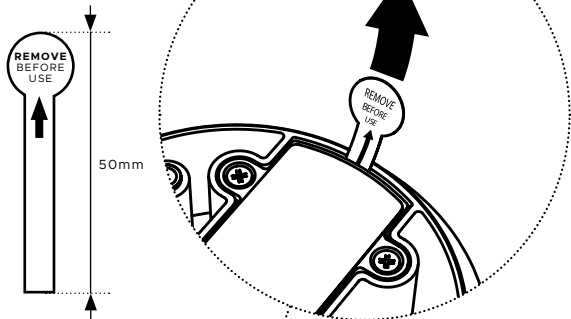
**1X** CLARETTA  
CLARETTA



**1X** CAVO USB (TYPE-A | TYPE-C)  
USB CABLE (TYPE-A | TYPE-C)

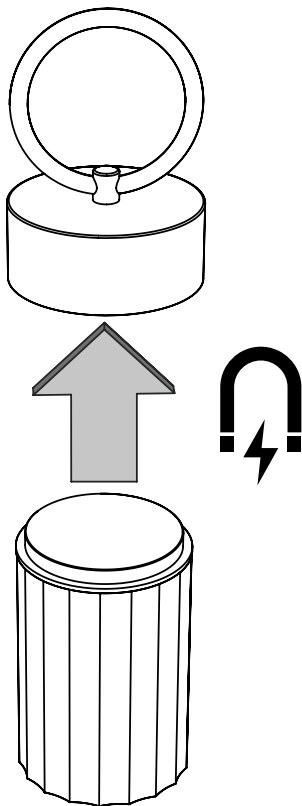
# UTILIZZO

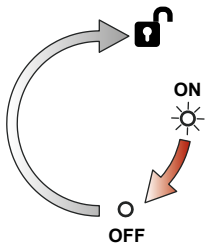
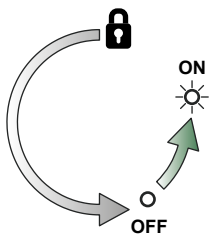
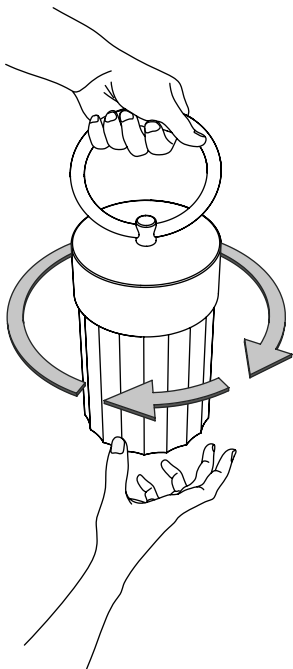
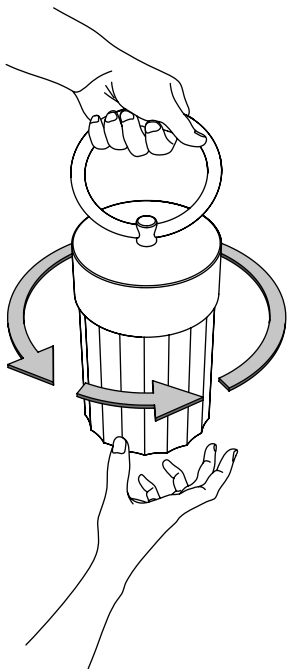
USE  
VERWENDUNG  
UTILISATION  
USO  
استخدام



**RIMUOVERE CON CURA TUTTA L'ETICHETTA**  
CAREFULLY REMOVE THE ENTIRE LABEL  
ENTFERNEN SIE VORSICHTIG DAS  
GESAMTE ETIKETT  
RETIRER SOIGNEUSEMENT TOUTE  
L'ÉTIQUETTE  
RETIRE CUIDADOSAMENTE TODA LA  
ETIQUETA

قم بزالة الملصق بالكامل بعناية





# RICARICA

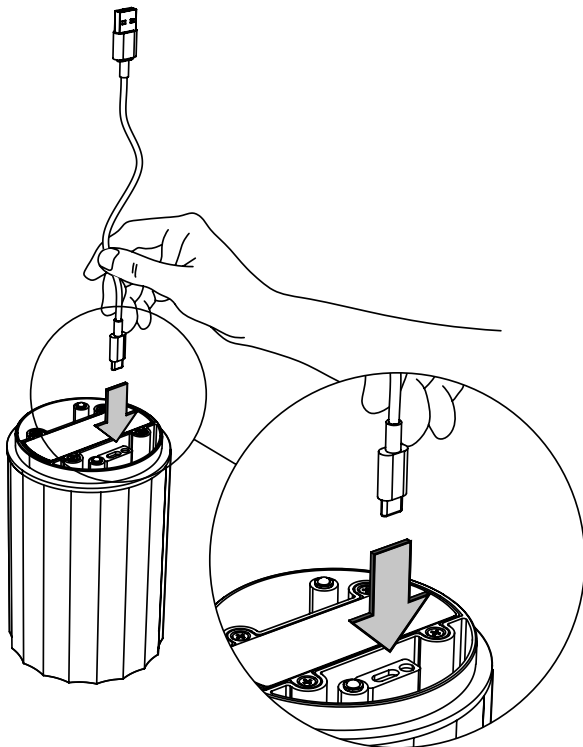
RECHARGE

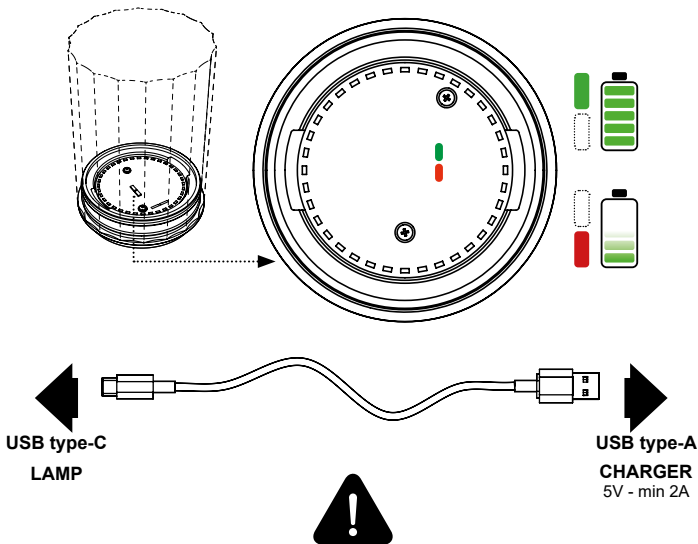
RECHARGE

RECHARGE

RECARGA

إعادة الشحن





#### RICARICA COMPLETA in 6/8 h

Si consiglia di utilizzare il cavo fornito in dotazione per la carica. Contardi non si assume alcuna responsabilità per l'uso di cavi diversi, che potrebbero non funzionare correttamente.

#### "FULL CHARGE in 6/8 h

We recommend using the cable provided with the product for charging. Contardi assumes no responsibility for the use of other cables, which may not function properly.

Es wird empfohlen, das mitgelieferte Kabel zum Laden zu verwenden. Contardi übernimmt keine Verantwortung für die Verwendung anderer Kabel, die möglicherweise nicht ordnungsgemäß funktionieren

Il est recommandé d'utiliser le câble fourni avec le produit pour la charge. Contardi décline toute responsabilité en cas d'utilisation d'autres câbles, qui pourraient ne pas fonctionner correctement.

Se recomienda utilizar el cable suministrado con el producto para la carga. Contardi no asume ninguna responsabilidad por el uso de otros cables, que podrían no funcionar correctamente.

أي مسؤولية عن استخدام كابلات أخرى قد لا تعمل بشكل صحيح Contardi يُنصح باستخدام الكابل المرفق مع المنتج للشحن. لا تتحمل

# DOCUMENTAZIONE AGGIUNTIVA

ADDITIONAL DOCUMENTATION  
ZUSÄTZLICHE DOKUMENTATION  
DOCUMENTATION SUPPLÉMENTAIRE  
DOCUMENTACIÓN ADICIONAL

وثائق إضافية

---



COLLEZIONE  
COLLECTION  
KOLLEKTION  
COLLECTION  
COLECCIÓN

مجموعة



CATALOGO  
CATALOGUE  
KATALOG  
CATALOGUE  
CATÁLOGO

كتالوج



SITO WEB CONTARDI  
CONTARDI WEBSITE  
CONTARDI-WEBSITE  
SITE WEB CONTARDI  
SITIO WEB CONTARDI

موقع ويب كونتاردي



Contardi Lighting Srl

Via A. Manzoni, 134/140  
20811 Cesano Maderno – MB Italy