

ARRAY PENDANT MEDIUM

FINISH

bronze with satin brass details and opal glass shades

DIMENSIONS (body of fixture)

1725 x 1725 x 800 mm (w x d x h)

WEIGHT

15kg (33.1lbs)

please ensure ceiling structure is strong enough to support the weight of the light

OVERALL DROP

minimum 800 mm

maximum on request 6825 mm

please specify the required overall drop from the ceiling to the bottom of the fitting

ILLUMINATION

220-240v - 7 x G9 - 25w (or 2.5w 2700k)

110-130v - 7 x G9 - 25w (or 2.5w 2700k)

DIMMING

dimnable bulb required

DALI option available (220-240v only)

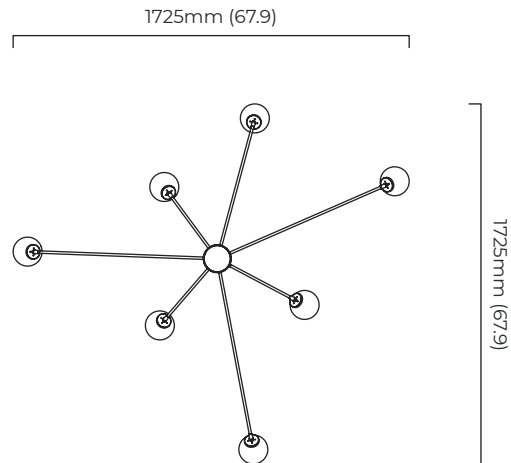
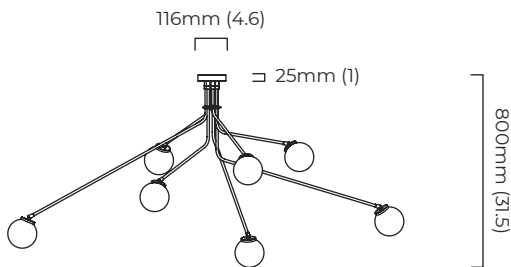
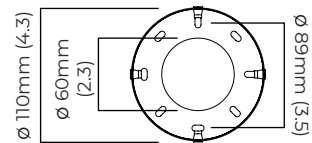
CEILING ROSE / PLATE

round ceiling rose - \varnothing 116 x 25 mm (dia x h)

CERTIFICATION



mounting plate dimensions



*Diagrams are not to scale.

SKU NUMBER	FINISH DESCRIPTION	VOLTAGE
ARRPEMBZOG-240	bronze with satin brass details and opal glass shades	220 - 240V
ARRPEMBZOG-110	bronze with satin brass details and opal glass shades	110 - 130v

ARRAY PENDANT MEDIUM - DALI-A

FINISH

bronze with satin brass details and opal glass shades

DIMENSIONS (body of fixture)

1725 x 1725 x 800 mm (w x d x h)

WEIGHT

15kg (33.1lbs)

please ensure ceiling structure is strong enough to support the weight of the light

OVERALL DROP

minimum 800 mm

maximum on request 6825 mm

please specify the required overall drop from the ceiling to the bottom of the fitting

ILLUMINATION

220-240v - 7 x G9 - 25w (or 2.5w 2700k)

DALI converter to be installed in the ceiling rose

DIMMING

DALI compatible

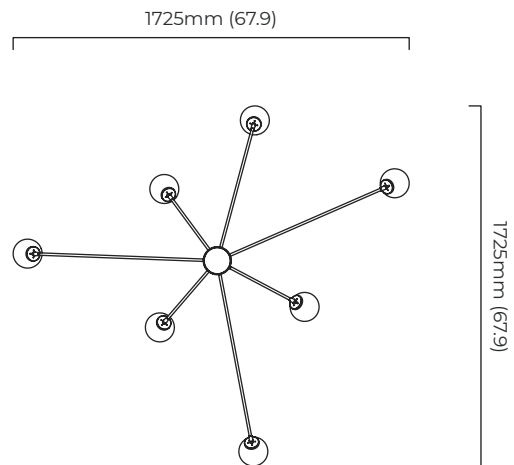
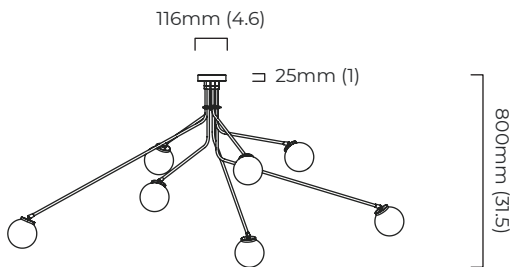
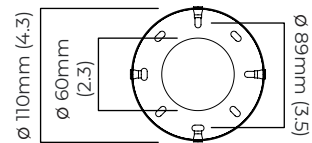
CEILING ROSE / PLATE

round ceiling rose - \varnothing 116 x 25 mm (dia x h)

CERTIFICATION



mounting plate dimensions



*Diagrams are not to scale.

SKU NUMBER	FINISH DESCRIPTION	TYPE OF DALI	VOLTAGE
ARRPEMBZOG-DALIA-240	bronze with satin brass details and opal glass shades	DALI A included - For lights that do not require aesthetic alterations. Dali can be fitted on the existent ceiling/wall rose	220 - 240V

ARRAY PENDANT MEDIUM - EXTENSION KIT

FINISH

bronze with satin brass details

DIMENSIONS (length of the extension)

1000 mm

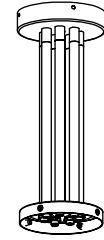
OVERALL DROP

standard size 1000 mm
 minimum recommended 300 mm
 maximum on request 4000 mm
 please specify total drop upon request

CERTIFICATION



150mm (5.9)



1000mm (39.3)



*Diagrams are not to scale.

SKU NUMBER	FINISH DESCRIPTION	VOLTAGE
ACCGENXOMBZ	bronze with satin brass details	220 - 240V