

## IVY 3 PENDANT

### FINISH

bronze with satin brass details opal glass shades  
bronze with satin brass details smoked glass shades

### DIMENSIONS (body of fixture)

1330 x 400 x 350 mm (w x d x h)

### WEIGHT

5kg (11lbs)  
please ensure ceiling structure is strong enough to support the weight of the light

### OVERALL DROP

minimum 625 mm  
maximum on request 3375 mm  
supplied as per specifications – see page 2

### ILLUMINATION

220-240v - 3 x E14 - 25w max (or 4.5w LED 2700k)  
110-130v - 3 x E12 - 25w max (or 4.5w LED 2700k)

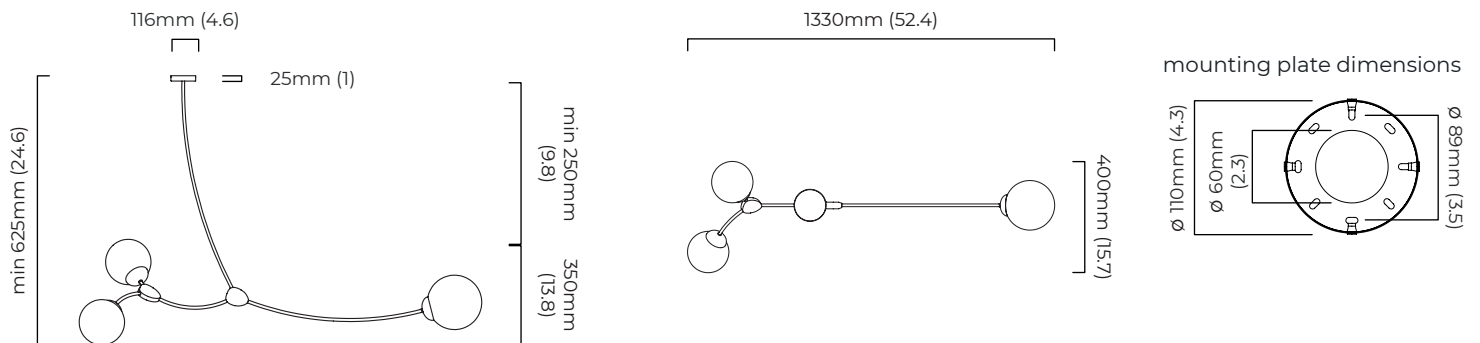
### DIMMING

dimmable bulb required  
DALI option available (220-240v only)

### CEILING ROSE / PLATE

round ceiling rose -  $\varnothing$  116 x 25 mm (dia x h)

### CERTIFICATION

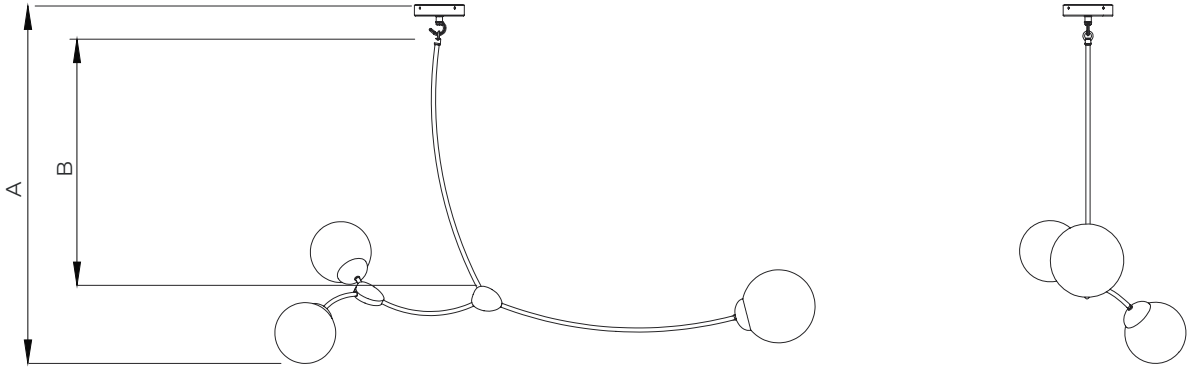


\*Diagrams are not to scale.

SKU NUMBER	FINISH DESCRIPTION	VOLTAGE
IVYPE3BZOG-240	bronze with satin brass details opal glass shades	220 - 240V
IVYPE3BZSG-240	bronze with satin brass details smoked glass shades	220 - 240V
IVYPE3BZOG-110	bronze with satin brass details opal glass shades	110 - 130V
IVYPE3BZSG-110	bronze with satin brass details smoked glass shades	110 - 130V

## IVY 3 PENDANT

### DROP ROD CONFIGURATIONS




A (overall drop) mm	B (drop rod length) mm
545	250
595	300*
645	350*
695	400*
795	500*
845	550*
895	600
945	650*
1045	750*
1095	800
1145	850*
1245	950*
1295	1000*
1345	1050*

A (overall drop) inches	B (drop rod length) inches
21.5	10
23.5	12*
25	14*
27	16*
31	19*
33	22*
35	23.5
37	25.5*
41	30*
43	31.5
45	33.5*
49	37.5*
51	39*
53	41*

**Important information:** drop rod length can not be adjusted on site.

\* Certain lengths require multiple drop rod sections to achieve the overall drop of the light (see below).

\*For any light specified with overall drop more than 1480mm in total, the suspension will be consisted of a straight drop rod section and curved section (example below).



## IVY 3 PENDANT - DALI-A

### FINISH

bronze with satin brass details opal glass shades  
bronze with satin brass details smoked glass shades

### DIMENSIONS (body of fixture)

1330 x 400 x 350 mm (w x d x h)

### WEIGHT

5kg (11lbs)

please ensure ceiling structure is strong enough to support the weight of the light

### OVERALL DROP

minimum 625 mm

maximum on request 3375 mm

supplied as per specifications – see page 2

### ILLUMINATION

220-240v - 3 x E14 - 25w max (or 4.5w LED 2700k)

DALI converter to be installed in the cavity

converter can be placed up to 2m away from the light fixture

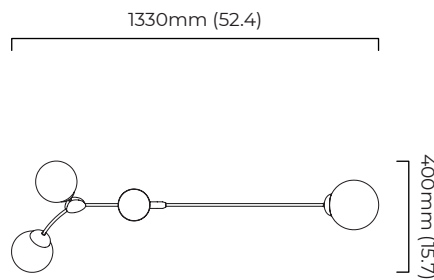
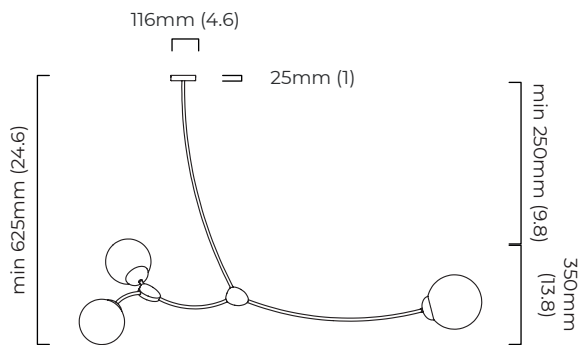
### DIMMING

DALI compatible

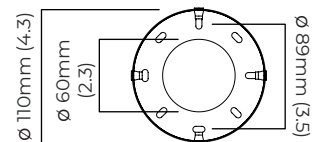
### CEILING ROSE / PLATE

round ceiling rose -  $\varnothing$  116 x 25 mm (dia x h)

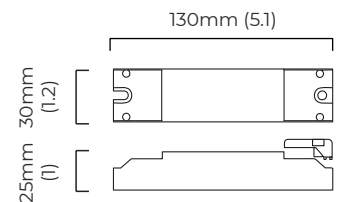
### CERTIFICATION



mounting plate dimensions



DALI converter dimensions



\*Diagrams are not to scale.

SKU NUMBER	FINISH DESCRIPTION	TYPE OF DALI	VOLTAGE
IVYPE3BZOG-DALIA-240	bronze with satin brass details opal glass shades	DALI A included - For lights that do not require aesthetic alterations. Dali can be fitted in the ceiling/wall cavity	220 - 240V
IVYPE3BZSG-DALIA-240	bronze with satin brass details smoked glass shades	DALI A included - For lights that do not require aesthetic alterations. Dali can be fitted in the ceiling/wall cavity	220 - 240V

## IVY 3 PENDANT - DALI-B

### FINISH

bronze with satin brass details opal glass shades  
bronze with satin brass details smoked glass shades

### DIMENSIONS (body of fixture)

1330 x 400 x 350 mm (w x d x h)

### WEIGHT

5kg (11lbs)

please ensure ceiling structure is strong enough to support the weight of the light

### OVERALL DROP

minimum 635 mm

maximum on request 3385 mm

supplied as per specifications – see page 2

### ILLUMINATION

220-240v - 3 x E14 - 25w max (or 4.5w LED 2700k)

DALI converter to be installed in the ceiling rose

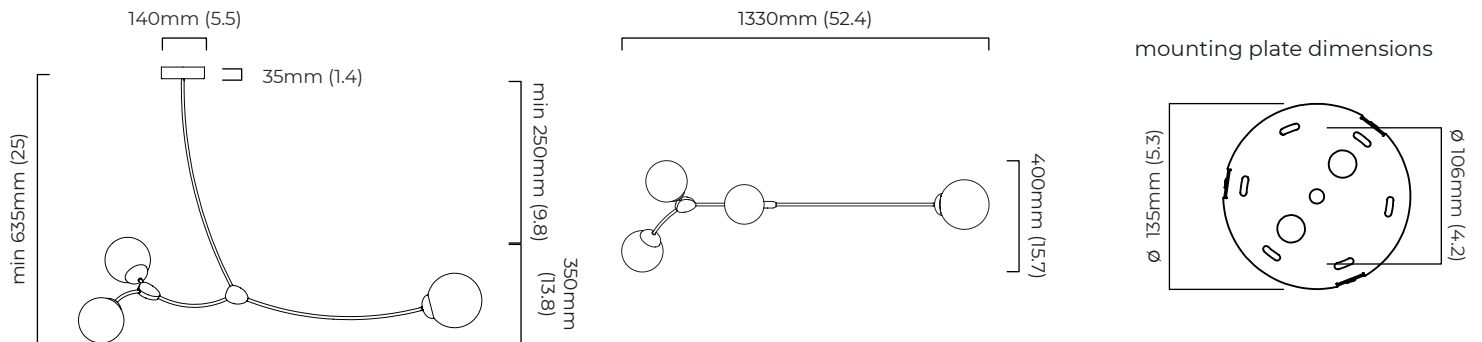
### DIMMING

DALI compatible

### CEILING ROSE / PLATE

round ceiling rose - 140 x 35 mm (dia x h)

### CERTIFICATION



\*Diagrams are not to scale.

SKU NUMBER	FINISH DESCRIPTION	TYPE OF DALI	VOLTAGE
IYPE3BZOG-DALIB-240	bronze with satin brass details opal glass shades	DALI B included - The light will feature a deeper ceiling/wall rose. For use when there is no space in the existing ceiling/wall cavity	220 - 240V
IYPE3BZSG-DALIB-240	bronze with satin brass details smoked glass shades	DALI B included - The light will feature a deeper ceiling/wall rose. For use when there is no space in the existing ceiling/wall cavity	220 - 240V