


ALVA

lampshade | user guide



UIMAGE



Find assembly video by using the QR code



WITH LOVE FROM COPENHAGEN

At UIMAGE, our designers take inspiration from the distinct nature of the Nordic landscape to create unique designs related to the way we live in an urban setting. Influenced by the design language, colours and materials found around us in Scandinavia, we create a collection that is rooted in our home but designed for everyone.

Versatile, flexible and multifunctional, our designs are created to enhance an urban lifestyle in smaller spaces!




DESIGNED BY
LORENZO RADAELLI


“ Some lampshades are
just so beautiful that
you feel compelled to
make them. ”

ASSEMBLY GUIDE

Ⓑ x 1 pc.



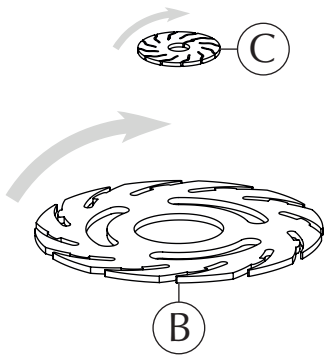
Ⓐ x 12 pcs. (+1)



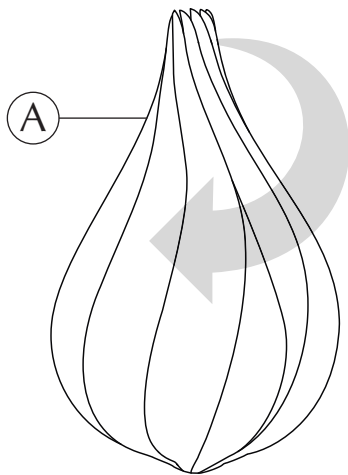
Ⓒ x 1 pc.

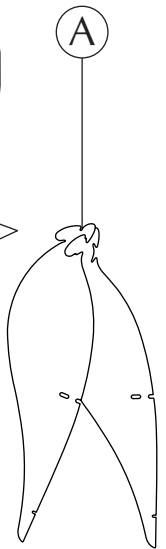





Find assembly video by
using the QR code

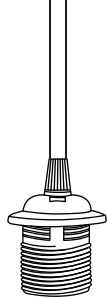


=





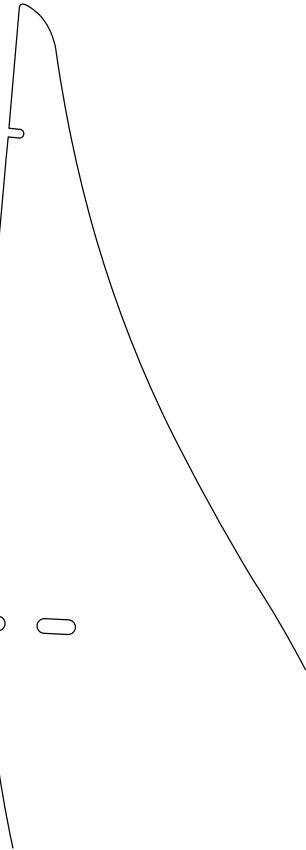
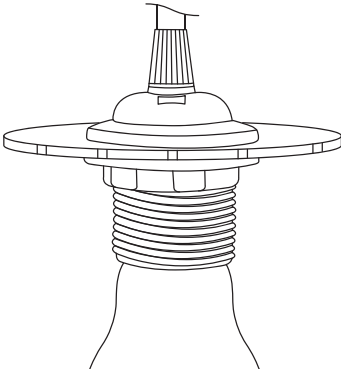
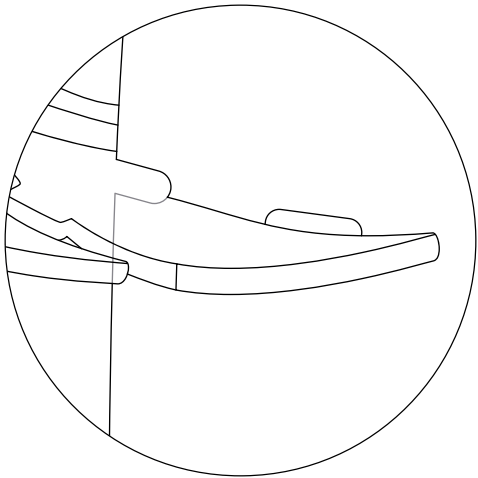


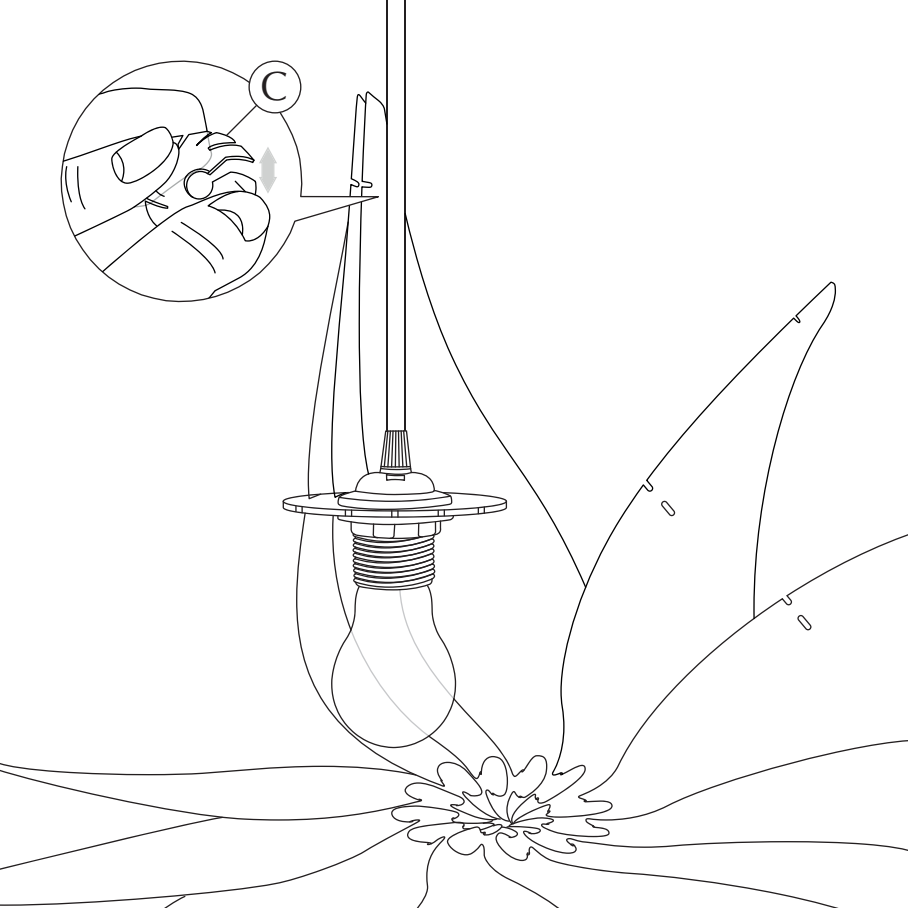


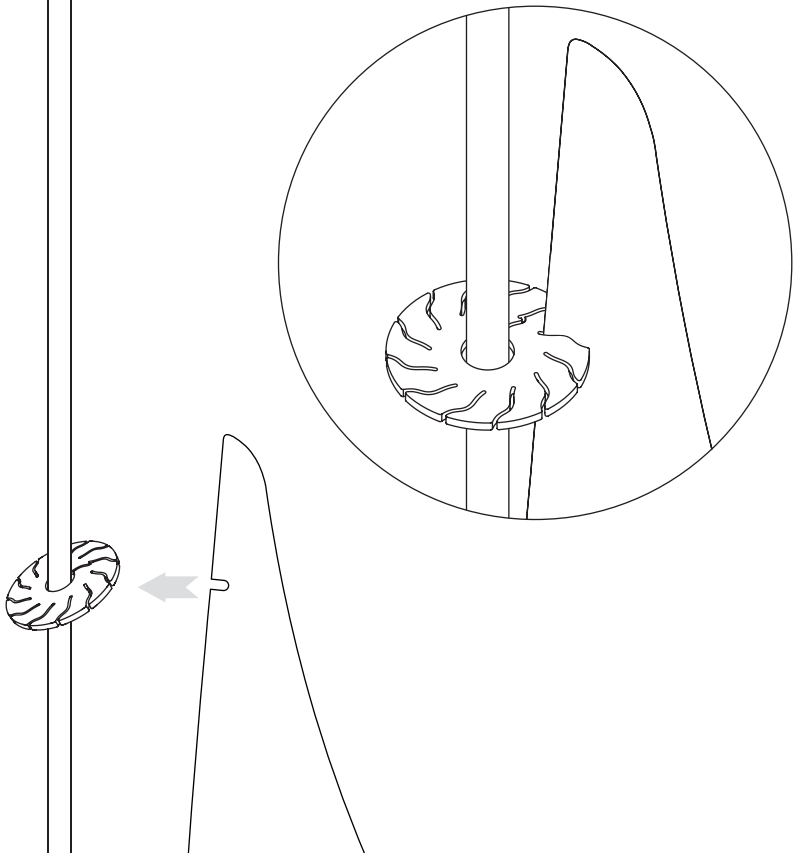
E27/E26

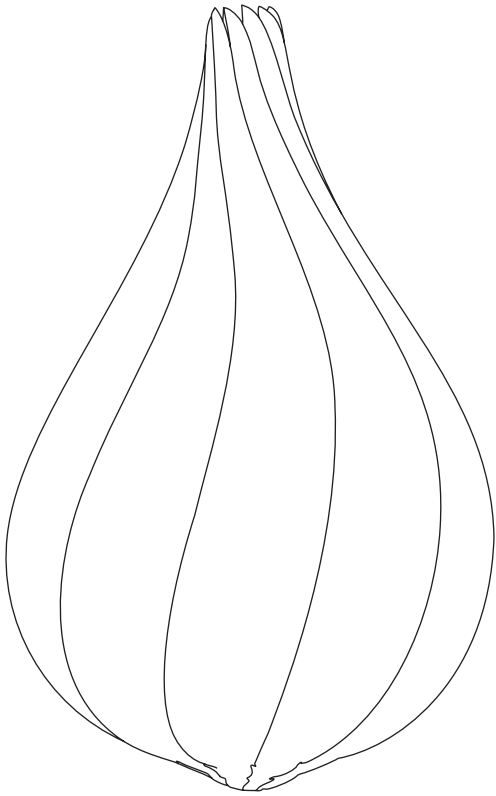


MAX 15W LED BULB











CARE AND MAINTENANCE

Please follow the below care and safety instructions to ensure many years of enjoyment with your new design item from UIMAGE.

- Clean the surface by wiping it with a dry cloth. Dirt can be removed with a damp cloth.
- Exposure to direct sunlight and high temperatures should be avoided as much as possible.

Keep these instructions at hand for future reference.

ENGLISH

Wash with soap before use to avoid attraction of dust.

DEUTSCH

Waschen Sie die Lampe vor Gebrauch mit Seife ab um Staubanziehung zu vermeiden.

FRANÇAIS

Laver au savon avant employ pour éviter que la poussière ne se dépose.

NEDERLANDS

Voor gebruik met zeep wassen om het aantrekken van stof te voorkomen.

DANSK

Vask med sæbe før brug for at undgå støvtiltrækning.

NORSK

Vask med såpe før bruk for a hindre tiltrekning av støv.

SUOMI

Pese saippualla ennen käyttöä vähentääksesi pölyn kerääntymistä.

SVENSKA

Tvätta med såpa före användning för att undvika att den drar till sig damm.

ESPAÑOL

Lavar con jabón antes de utilizar para que no atrape polvo.

ITALIANO

Onde evitare il deposito di polvere, lavare con acqua e sapone.

POLSKI

Przed użyciem umyć mydłem, aby uniknąć przyciągania kurzu.

PORTUGUÊS

Lavar com sabão antes de utilizar para evitar a atracção de pó.

РУССКИЙ

Для предотвращения попадания пыли перед использованием вымыть с мылом.

中文

为避免吸尘,使用前请在肥皂水里 浸泡清洗.

한국어

먼지가 묻지 않도록 사용 전에 비누로 닦아 주십시오


日本語

埃を吸引することを避けるため、使用開始前に石鹸で洗ってください

SUSTAINABLE SUSTAINABILITY EFFORTS

We are dedicated being sensible frontrunners on the environmental responsibility. If we provide timeless and functional quality designs that last, we know nature will prevail, as will UIMAGE.

*"SAVING THE SCENT OF THE FOREST
AFTER AN EARLY MORNING RAIN"*




GIVING BACK TO NATURE

In collaboration with the NGO One Tree Planted, we are planting a tree every time one of our designs made from wood* are being sold.

* Includes: The Reader collection, A Conversation Piece collection, Stories collection, Treasures collection, Step It Up collection, Lounge Around collection, Lounge Around Shuffle collection, Audacious collection, Comfort Circle collection, Hang Out collection, My Spot collection, One More Look collection, Flow collection, Clava Wood collection, Forget Me Not collection, Chimes collection, Jazz collection, Heart'n'Soul collection, Italic collection, The Socialite collection, Butterflies collection, Curious collection, Komorebi collection, Together collection

MULTIFUNCTION AND FLEXIBILITY

One of the key aspects of the designs at UIMAGE is multiple functions and flexibility. Designing with more than one function in mind is a sustainable mindset as it reduces the number of products you need to buy to get a complete setting for your space.



RECYCLING

Please follow the marked icons on the packaging materials for correct disposal of the remaining packaging materials:



CARDBOARD



PAPER



Recycle your waste correctly by searching for these icons on the packaging

FOLLOW US ON SOCIAL MEDIA



@umagedesign | #umagedesign | umage.com



240110